

THE PARTS YOU NEED



# DOLOMITE & SPRINT

INCLUDING TOLEDO, 1500/1300, FWD/RWD/TC

**PARTS & ACCESSORIES CATALOGUE**

EDITION 2.2



BRITISH MOTOR  
HERITAGE APPROVED

# RIMMER BROS

SOURCE CODE DOLM3

# THE RIMMER BROS SERVICE

WE HAVE THE  
PARTS

WE GUARANTEE  
THE QUALITY

WE'RE KEEN ON  
PRICE

WE DELIVER  
FAST

WE KNOW YOUR  
CAR



Front Cover Photo - Yellow Sprint.  
Many thanks to Harry Cornelius - on location in the USA.

## HELPING YOU CARE FOR YOUR DOLOMITE



Re-launched in 1972, the Triumph Dolomite was a company best-seller for the next eight years. Although all Dolomites were four-door saloons, based on the same Michelotti style, this was not a simple story, as there were four different engines, several different transmissions and several trim levels.

Not only that, but the Dolomites were closely related to earlier models, not only the Toledo and 1500TC types but also (as original ancestors) the front-wheel-drive 1300/1300TC/1500 models too.

To keep it simple, this catalogue only covers 'Dolomite' badged cars, of which more than 177,000 were originally built. Although it was the 16-valve Sprint which attracted most of the glamour, cars of all types have survived in large numbers. Sourcing parts and rebuilding expertise for all these cars has been one of the biggest challenges ever faced by Rimmer Brothers, and our stocks are always increasing.

Whether you have a 58bhp 1300, or a 127bhp Sprint, with this updated Catalogue we aim to help keep your job, of maintaining the Dolomite, as straightforward as possible. Not only do we offer an unbeatable stock of parts, but expertise, affordable prices, swift and efficient service.

## THIS CATALOGUE

We have listed parts most frequently called for, but it is by no means exhaustive. Our stock lines are continually increasing therefore, if the part(s) you require are not listed, please contact our sales office where our staff will be please to check availability and price for you.

The catalogue covers all the 4-door range of Dolomites, including Sprint & 1850 from 1972 and all other Dolomites from 1976 on.

It does not specifically cover the Toledo or Triumph 1300/1500 FWD, RWD or TC variants although many components are interchangeable. There is a section at the back of the catalogue listing items that we currently have in stock for these models.

## MEMBERS OF BRITISH MOTOR HERITAGE


British Motor Heritage is an organisation committed to the preservation of the cars which have special places in our motoring history. One of the ways in which it pursues this objective is by helping to ensure that replacement parts are available and are of sufficient quality. Stringent standards are necessary to meet the requirements of Heritage approval, and the highest accolade for any company involved with the supply of parts for classic cars is to have Heritage approval.

Rimmer Bros were invited to Heritage membership in 1987 and are approved for Triumph and Rover SD1 models.



**Triumph**

TR2-8, SPITFIRE, GT6, STAG, 2000/2500,  
HERALD/VITESSE, DOLOMITE/SPRINT.



BRITISH  
MOTOR  
HERITAGE  
APPROVED



## THE CARS WE SPECIALISE IN

As well as supplying parts for your Dolomite, we also concentrate on TR2/3/4/4A, TR5/250, TR6, TR7/8, Stag, Spitfire, GT6, 2000/2500/2.5Pi, Herald, Vitesse, Rover SD1, Range Rover, Discovery, Freelander, 90/110 and Land Rover 'Series' vehicles. Please refer to inside rear cover for details on all our catalogues.



**RIMMER  
BROS**

UK · WORLDWIDE · THE



### SO WHERE DO WE GET OUR PARTS

Wherever possible we supply original stock from BL/Rover sources - lots of parts are still manufactured. Where this fails, we sometimes have parts re-manufactured. We have Heritage approval to do this, because we have satisfied them as to our quality control standards, and we use original tooling and factory drawings where these are available. Where original parts are unavailable and the cost of re-manufacture is prohibitive, we may supply a suitable alternative or in certain cases offer a used (non safety critical) part.



### THE STOCK WE NEED TO GIVE THE SERVICE YOU NEED

Our degree of specialisation means two things. Firstly, our people know the cars we're dealing with inside and out, and can give you any advice you might need regarding part selection. Secondly, we are able to stock in depth just about any part you might need. Triumph House is our latest HQ, acquired in 1991. With nearly 50,000 square feet of warehousing alone, it is a cavernous building, and it needs to be! It currently contains more than 350,000 recorded part numbers with over 25,000 stock lines, and we hold as many of each as necessary to make it almost impossible to run out of stock.

All other aspects of our operation receive equal emphasis. A truly efficient mail order and stock control system. The latest racking and storage facilities for fast and accurate "order picking". Careful packaging and despatch procedures.

### THE PEOPLE YOU'RE DEALING WITH

This company really is owned by two brothers named Rimmer. Bill and Graham started their business from humble beginnings in the early 1980s, and it has grown to be one of the leading organisations of its kind in the world, supplying parts Worldwide to an ever growing list of customers.

Both Bill and Graham still work full-time in the business, helped now by over 50 members of staff.

The main qualification of membership of our staff is a recognition that our customers, and our company reputation, depend on our ability to get every aspect of our service right first time.



## COMMITMENT TO CUSTOMER SERVICE

*Helpful - Accurate - Fast - Efficient*

**The overall objective at Rimmer Bros is to achieve customer satisfaction at all times.**

Our people know your car well, and every member of our staff is dedicated in helping to preserve Classic Cars.

Our computer system gives up-to-the minute information regarding availability and the price of any item. We have an enviable reputation for despatching goods when the customer needs it, quickly and efficiently.

We try to make all our systems and documentation easy to follow and use, and make sure that our catalogues and price guides really do help our customers choose the right parts easily, first time.



TRADE MARKS & LOGOS: The 'Triumph' and 'Heritage' logos used herein are registered Trade Marks of British Motor Heritage Ltd, and are used with their license under the special 'Heritage' approval scheme.

© Copyright Rimmer Bros. All rights reserved. No part of this publication may be copied, reproduced, stored in any retrieval system, communicated or transmitted in any form or by any means, including Photocopying, Electronic, Mechanical or otherwise, without prior written permission from Rimmer Brothers Ltd.

# TRIUMPH PARTS SPECIALIST



## TELEPHONE NUMBER

**SALES**  
**01522**  
**568000**  
*(Overseas +44 1522 568000)*

## FAX NUMBER

**SALES**  
**01522**  
**567600**  
*(Overseas +44 1522 567600)*

## E MAIL & INTERNET

*E-Mail*  
**sales@rimmerbros.co.uk**

*Internet*  
**www.rimmerbros.co.uk**

## ADDRESS DETAILS

Rimmer Bros, Triumph House,  
 Sleaford Road, Bracebridge Heath,  
 Lincoln, LN4 2NA, England.



## THIS CATALOGUE & OUR PRICE GUIDE

There are no prices in this catalogue. Use it to select the parts you need, then check their cost by referring to the separate Price Guide which represents the other half of our ordering system. The price guide is updated and reprinted more frequently, but we ask that you confirm all prices when ordering. It may also list additional parts (new lines) that we have introduced since this catalogue was printed, and it has more detailed information about ordering & delivery methods. It also has information on warranties and a 'Trouble Shooter Guide'.

## ORDERING BY PHONE

Please quote your home postcode and part numbers where possible. This gives instant access to our computerised records and stock control system. If you have any difficulty in selecting the parts you need, our expert staff can help.

### **UK Payment for Phone Orders** *(See also "Overseas Orders & Payment.")*

When you have checked on price, availability and delivery costs you can place your order by phone using Visa, MasterCard, Delta/Connect, Switch, Solo, American Express, Diners Club, or JCB. You will merely need to tell us the card number, expiry date (or issue number), cardholder's full name and registered card address.

### **After Hours Ordering Service**

We operate a 24-hour answering/ordering service which is available to card holders out of normal hours for both UK and Overseas customers. Just leave all necessary details on our telephone voice mails, ie your vehicle type, year, model, the parts and/or the part numbers you require, plus your name, address (inc. postcode), credit card details and delivery address (if different).

Writing out these details before phoning usually helps a caller to give us clear instructions. If at all possible, please also leave a daytime telephone number.

## ORDERING BY POST

**Triumph House, Sleaford Road, Bracebridge Heath, Lincoln, LN4 2NA, England.**

We ask you to phone first if at all possible - to check your parts selection, and to advise of delivery charges. Because prices and availability sometimes change, we can also confirm the exact remittance needed avoiding unnecessary delays. If you have not been able to telephone, please give us all possible information - car type/year, RH or LH, front/rear etc - so we can check your selection (including your name, address and postcode) in all correspondence.

Use our Order Form if you can. It asks specifically for all the details we might need. Please photostat or request additional copies of the order form if required.

### **UK Payment for Post Orders** *(See also "Overseas Orders & Payment.")*

Send your remittance with the order. The 'Pricing' section in the Price Guide tells you how to calculate the amount.

We accept payment by personal cheque even if the cheque guarantee card limit is exceeded. All we require is your full name and address on the back of the cheque along with your cheque card number and for business cheques, a relevant letterhead. Cheques or P.O.s made out "Rimmer Bros Ltd" please.

Note, if you are unsure as to the exact amount to send, you can write across the top of your cheque, "Cheque Value Not To Exceed £...". You can post us your credit card details if you prefer. If you send cash, note that we cannot accept responsibility for any loss, so registered mail is essential. Bank drafts and Building Society cheques are also accepted. For Bank Transfer information see Price Guide.

## ORDERING BY FAX

**UK CUSTOMERS: 01522 567600 OVERSEAS CUSTOMERS: +44 1522 567600**  
*See also "Overseas Orders & Payment."*

Another facility for customers who wish to make enquiries, or order by credit, debit or charge card. Again, we will need your name, address (inc. postcode), credit card details and delivery address (if different). Plus fullest possible car/parts details - as for orders by post.

## ORDERING BY E-MAIL AND THE INTERNET

For Internet surfers our web site holds details on all our parts catalogues and has an on line ordering facility. Use our E-Mail address for sending your order or parts enquiry. State if you require us to confirm prices, as they can sometimes alter at short notice.

**www.rimmerbros.co.uk**

**E-Mail: sales@rimmerbros.co.uk**

# ORDER

## COLLECTING IN PERSON

If you wish to 'call and collect', you will always be made welcome at our shop and sales counter during business hours. Our Visitor Information Centre has lots of interesting details of each production model and the factories where they were produced.

Customers drive here regularly from all over Europe. Lincoln is a historic Cathedral city and is an excellent place to visit. We're about 2 miles south of Lincoln on the A15 Lincoln to Sleaford road (see map on back cover). We advise you to pre-check by phone that we have the part/s you want in stock.

We accept payment by credit card, cash, bank draft, travellers cheque, building society cheque, and personal cheque (when presented with a cheque card) even if the cheque card limit is exceeded, and by business cheque with accompanying letterhead.

## PRICING

For full information and details on prices, VAT, & VAT exempt export sales, please refer to the latest Price Guide. Written quotations are available on request, for parts and/or delivery charges. Please confirm all prices when ordering - prices and availability can sometimes change at short notice. Up to date prices can be found on our web site.

## OVERSEAS ORDERS & PAYMENT

We supply parts to classic car owners Worldwide. We have thousands of customers in Europe and regularly send parts as far afield as Australia, North America, Africa and the Far East. Delivery costs of course, vary greatly (depending on size/weight/urgency). We can quote accurately for the cost of parts and delivery once your requirements are known.

Our Multi-language European Order Forms explain how to order parts in English, Italian, German, Spanish and French.



**WE EXPORT TO THE  
EC & WORLDWIDE**

TEL: **+44 1522 568000**  
FAX: **+44 1522 567600**  
E-MAIL: **sales@rimmerbros.co.uk**

### Payment By Export Customers:

There is a choice of payment methods for customers overseas;

- A) Credit card, Debit card or Charge card.
- B) Bank cheque - in ££s sterling (Drawn on a London Bank)
- C) Travellers Cheques (signed) - in ££s sterling.
- D) Giro Cheques in ££s sterling.
- E) By Bank Transfer - see Price Guide.

**PLEASE NOTE THAT ALL TRANSACTIONS MUST BE IN ££s STERLING.**

## CHOICE OF DELIVERY METHODS

*(For Further Information/Cost Details, Please Refer to Price Guide)*

### UNITED KINGDOM

There are numerous delivery options for the UK mainland ranging from Post (first class or parcel post) to overnight carrier services. We can advise of the best method of despatch when you telephone. The type of service that we recommend depends upon the size, weight and urgency of the parts you require.

Our price guide indicates the approximate costs, and we will confirm the final invoice total at the end of the call if required.

### WORLDWIDE (NON EC COUNTRIES)

We started exporting parts Worldwide in 1982, and since then we have gained an excellent reputation for our speed & efficiency of service.

Delivery costs are based on size, weight, and method of delivery. We have discounted rates with well known carriers, so costs are kept to a minimum. Send us a list of the parts you need (using post, phone, fax or E-Mail), tell us quantities and urgency, and we will work out the best delivery method and quickly advise you of the cost.

Written quotations are available on request.

### EC COUNTRIES

The European Community Single Market permits the free movement of goods between all EC countries. This allows us to provide a superb service to all our customers within the EC, with the benefits of improved delivery - via lower charges and easier documentation. Deliveries can be easily arranged using air or surface transport. Our Price Guide indicates approximate costs.

# CATALOGUE CONTENTS

	PAGE
Popular Parts (Quickfinder)	7
Engines	9
Engine Components	11
Clutch	14
Engine & Gearbox Mountings	15
Cooling & Heating	16
Fuel System	17
Exhausts	19
Gearbox	21
Propshaft & Differential	23
Front Suspension	24
Suspension Packages	26
Rear Suspension	27
Road Wheels & Roadside Tools/Equipment	28
Brake System	28
Steering	30
Electrical	31
Body Panels	34
Body Fittings	37
Interior & Fittings	41
TOLEDO 1500/1300FWD/RWD/TC	43
Accessories	45
General Fasteners	59
Index	60

## NEW & RECONDITIONED PARTS

Almost every part we list is sold brand-new, but in many instances we also offer you the facility to buy "Reconditioned" (usually giving us your old component in part-exchange).

Where there is a reconditioned version of a part, you will find the letter 'R' added at the end of the part number.

## EXCHANGE SURCHARGES (REFUNDABLE)

Where parts are sold on an exchange basis, an "Exchange Surcharge" is applied - a deposit in effect, which is refunded to you when your old unit is received by us. This system allows you to make an exchange without having to send the old unit first ... it can often prevent your vehicle being off the road. The amount of the Exchange Surcharge is shown in the Price Guide in italics below the part number.

Before returning your old unit, please telephone our customer service dept on 01522 568000 in order to obtain a return authorisation number. See reverse of invoice for full details of return procedure. Units must be drained of oil, water and be serviceable; we reserve the right to retain all or part of the surcharge if the unit is irreparable, damaged or not identical to the type supplied.

## SELECTED USED PARTS

We are often asked for parts that are no longer available, where the cost of re-tooling or re-manufacturing is prohibitive, and there is little or no chance of the part becoming available. We have also found that some customers prefer the option of being able to buy a (non safety critical) used alternative, where perhaps the cost of a new part is unjustified.

Over the years, we have acquired many parts which are suitable for re-sale. You will find these parts listed in the Price Guide under the same part number reference as new but with a 'U' suffix. All used parts have been cleaned and inspected and are sold as serviceable when fitted.

"Errors & Omissions Excepted. All parts offered subject to availability. All part numbers, illustrations and photographs used in this catalogue are intended for reference/identification purposes only, and are not necessarily an exact representation of the goods supplied. Whilst we make every effort to ensure the accuracy of product descriptions in this catalogue, they are based upon information supplied by the manufacturer/distributor at the time of publication. There may be occasions - due to circumstances beyond our control - when specifications are changed, or when goods become temporarily unavailable." Certain part numbers have been superseded to an alternative number when a later version or updated specification is offered.

# High-quality saloons

Although the original Triumph Dolomites were produced in the 1930s, there was really no connection between old and new varieties. It was only their name that was transferred to the multi-faceted saloons of the 1970s. In character, though, the two generations were similar - for both breeds of Dolomite were better-trimmed and better-equipped than other family cars of the period.

Although the first of the modern Dolomites - the Dolomite 1850 - was not introduced until 1972, it was itself a lineal development of an earlier front-wheel-drive Triumph first seen in 1965.

Confused? So were many contemporary Triumph enthusiasts, at the time. This, therefore, might be a complicated story, but to make the entire Dolomite range more understandable (and to embrace some transitional machines) we need to spell out how it evolved. After this, we hope you will realise the challenge we have had in providing parts stock for all these cars.

Back in 1965, Triumph introduced the Michelotti-styled 1300 saloon, a four-door car with an in-line 1,296cc Herald-type engine and special front-wheel-drive gearbox, which rode on a 96.6 inch wheelbase. In some ways the style was like that of the larger 2000 saloon. A more powerful 1300TC (TC = Twin Carb, not twin-cam) was soon added to that range. This car, like all its descendants which would follow, was assembled at Canley, Coventry.

In 1970 the original car was up-graded with a 1,493cc engine to become the 1500, this being the first car in this family to have the revised interior and four-headlamp nose which became styling 'signatures' of the Dolomite family which would follow. Although the main underpan/platform and engineering had not been changed, the latest car was seven inches longer, overall.

## Rear-wheel-drive with a new platform

At that point Triumph engineers thoroughly reworked the body shell with a different floorpan/platform so that rear wheel drive, a conventional gearbox/prop shaft and a live rear axle layout could be all be accommodated within the same wheelbase. That wasn't the only change - they also developed a two-door version of the shell, and a short-tail variety. By any standards this was a very versatile range, and all manner of derivatives were possible.

The first Triumph to use this rear-drive layout was badged as the Toledo 1300 of 1970, which combined the 1300's engine with two-doors and the abbreviated tail, for space reasons this meaning that the under-boot mounted fuel tank had to be a lot smaller than that of the other models. It was easy to 'spot' this car for it had rectangular headlamps and very little decoration. Complications then set in, for the Toledo soon picked up a 1,493cc engine for some export markets, and a four-door version followed.

The Toledo is important to this story, not only because it was the first of the rear-wheel-drive variety, but because it had a very familiar 1,296cc engine and all-synchromesh four-speed gearbox, it was the direct ancestor of the Dolomite 1300.

Three years later (we are taking this development slightly out of turn, to make the overall story simpler), the front-wheel-drive 1500 was dropped in favour of the rear-wheel-drive 1500TC. Like its predecessor, this was a four-headlamp 'long-tail' car.

Visually, in fact, there was almost no way of telling the difference between the two cars as they shared the same exterior styling. Under the skin, however, the 64bhp/1,493cc engine drove through the same gearbox as the Toledo: this engine would be uprated to 71bhp in 1975. Called the 1500TC, it was the direct ancestor of what became the Dolomite 1500.

The first Dolomite-badged car, the Dolomite 1850, appeared in January 1972 (its launch having been delayed by serious industrial disputes within British Leyland). Although there was a new engine, this car was actually closely related to the 1500TC and to the Toledo.

The 1850, therefore, was built around the four-headlamp/long-tail version of the rear-drive platform, still running on its trade-mark 96.6in. wheelbase, and still obviously evolved from the original Michelotti style. This, though, was the first Triumph car to use the new-generation single-overhead-camshaft engine which was being developed for use in other Triumphs, including the TR7 sports car (in 2 litre form). This was an engine which Triumph had already been supplying to Saab (of Sweden) since 1968, first in 1,709cc form, and later as an 1,854cc unit. The cylinder head layout and other design features were also shared with the Stag V8 engine.

For the Dolomite this engine was to be used in 91bhp/1,854cc form, complete with twin SU carburetors, which was enough to guarantee a top speed of more than 100mph. Matched by the same all-synchromesh four-speed gearbox as cars like the Toledo 1500 and the (later) 1500TC, a Laycock overdrive was also optional, as was a three-speed Borg Warner automatic.

The 1850 also had a sumptuously-equipped interior, with a new style of wooden facia, a full display of instruments, and an alloy-spoked steering wheel, plus squashily-comfortable seats and high-quality trim and carpets. It looked like, and felt, a real driver's car, a compact sports saloon. When it was new, in 1972, the Dolomite 1850 cost £1,399, had a top speed of at least 100mph, and could sprint to 60mph in less than 12 seconds. It was no wonder that Autocar's road testers called it 'Very desirable'.

The most excitingly-specified Dolomite of all, however, was yet to come. In the summer of 1973, Triumph unveiled the Dolomite Sprint, which was not only a better, faster and more capable car than the 1850, which continued, but it was the first series-production British car to use a 16-valve cylinder head. 16-valve heads had appeared in other makes of car, but at the time they were limited-production 'racers' - this, on the other hand, was a well-developed, flexible and refined series production machine.

This powerful 1,998cc engine was matched to the brawny Triumph Stag-style gearbox, optional overdrive or automatic transmission, and a larger (TR6-type) final drive, all of which made it very robust machine with reliability to match its performance.

Like the 1850, the Sprint was only sold as a four-door saloon. Visually, the only way to pick the Sprint from the 1850 was that the Sprint had a unique type of smart cast alloy road wheels and a vinyl roof covering. That, of course, and the way that it inevitably drew away from almost every other car on the road, for the 16-valve/single-cam 1,998cc engine produced 127bhp, which was good for a top speed of at least 115mph, and 0-60mph acceleration in less than nine seconds.

Because 175/70-HR-13in. tyres on 5.5in. rims were standard, and the suspension was stiffer than that of the 1850, the Sprint handled like a true sports saloon, and since it was even better equipped and furnished than the 1850, originally costing only £1,740 it always sold very well.

By the end of 1973, therefore, Triumph had an integrated range of compact rear-drive cars in its range, though these had a rather confusing choice of titles - Toledo, 1500TC, Dolomite 1850, and Dolomite Sprint. They were offered in a wide range of prices and performance - to contrast, a Toledo was only good for about 83mph, but was good for perhaps 35mpg, while the Sprint would do 115mph, but only 23mpg, which proved, as ever, that in motor car engineering you could not get anything for nothing.





## Rationalisation from 1976

Finally, in March 1976, Triumph rationalised this range of four cars, turning it into five models, making few mechanical changes, but using the Dolomite name throughout. This, together with the original 1976 prices, is how the new basically compared with the old:

<b>New model</b>	<b>Basic origins</b>
Dolomite 1300 (£2,070)	- a renamed/improved Toledo 1300 four-door
Dolomite 1500 (£2,205)	- an improved 1300 with Dolomite 1500 running gear
Dolomite 1500HL (£2,441)	- a premium-specification Dolomite 1500
Dolomite 1850HL (£2,723)	- an improved Dolomite 1850
Dolomite Sprint (£3,283)	- as before.

There was more, much more, to this reshuffle than a choice of homogenous names, and for the usual product-planning reasons, standardisation did not go too far! All cars, however, were now to be equipped with laminated windscreen glass, seat headrests and improved steering column switchgear.

The Dolomite 1300 kept its rectangular headlamp Toledo-type nose, but inherited the longer tail of the other types, while it was also equipped with Dolomite 1850-style suspension, wider wheels, a larger (12.5 Imp. galls) fuel tank, a new facia, better carpets and an electrically-heated rear window. As the entry-level car to this range, it had vinyl upholstery, and plain glass in the windows. In some ways, therefore, it carried more improvements than any of the other types.

The Dolomite 1500 was a new half-and-half model, for it shared the same rectangular-headlamp nose as the Dolomite 1300, and also got Dolomite 1850-type suspension, but had the larger 71bhp/1,493cc engine (which was based on that of the current Spitfire), overdrive as optional equipment, brushed nylon cord upholstery, all to a rather simpler equipment standard than the 1500HL.

The Dolomite 1500HL model (HL = High Line....), was really a direct replacement for the 1500TC, with the same four-headlamp nose/long-tail body and the 71bhp/1,493cc engine. However, it also inherited the completely-equipped Dolomite 1850-style facia and full array of instruments, plus the same car's oddments tray which surrounded the gearlever. Overdrive and automatic transmission were both optional extras.

The latest Dolomite 1850HL was an improved version of the original 1850, still with its 91bhp 'slant-four' overhead-camshaft engine, still with the same excellent layout of instruments, controls and seating (all shared with the 1500HL), with the same type of road wheels, but from this point also with Sundym window glass.

The Dolomite Sprint continued almost unchanged as the flag ship of the range, most powerful, fastest and heaviest of all types. As before, tinted glass was standard. Once established, this range of five Dolomites changed little in the next four years though (because of the inflationary atmosphere of the period) prices rose rapidly. because there were so few visual changes, the Dolomites gradually slipped out of fashion, sales gradually tailed away, and the last cars of all were built at Canley in the autumn of 1980.

These, along with the Spitfire 1500s, were the last Triumphs of all to be built at the historic site in the city.

## Dolomite family production figures : 1965 - 1980

The following is a complete set of figures for all rear-wheel-drive and front-wheel-drive saloons produced in this model family. Our thanks, as ever, to BMIHT for their help:

<b>Model</b>	<b>Production</b>	<b>When built ?</b>
<b>Front-wheel-drive types:</b>		
1300	113,008	1965 - 1970
1300TC	35,342	1965 - 1970
1500	66,353	1970 - 1973
<b>Rear-wheel-drive types:</b>		
Toledo 1300	113,294	1970 - 1976
Toledo 1500	5,888	1970 - 1976
1500TC	25,549	1973 - 1976
Dolomite 1300	32,031	1976 - 1980
Dolomite 1500	43,235	1976 - 1980
Dolomite 1850	79,010	1972 - 1980
Dolomite Sprint	22,941	1973 - 1980



# POPULAR PARTS

To save your time, on the first two pages we have listed some of the parts most frequently called for. If you are unsure, you'll find each one listed again under its appropriate section.

## Service Items

<b>OIL FILTER</b>		
Sprint/1850 - standard	(1)	<b>GFE147</b>
Sprint/1850 - for spin on conversion	(1)	<b>RR1243</b>
1500/1300	(1)	<b>GFE119</b>
<b>AIR FILTER</b>		
Sprint - standard	(1)	<b>GFE1040</b>
Sprint - K&N <i>Replacement for std. filter.</i>	(1)	<b>GFE1040KN</b>
1850 (Strombergs)	(2)	<b>GFE1051</b>
1850 (SU's)	(2)	<b>GFE1059</b>
1500	(2)	<b>GFE1063</b>
1300 (Early) (To WH25000)	(1)	<b>GFE1020</b>
1300 (Late) (From WH25001)	(1)	<b>GFE1005</b>
<b>CONTACT BREAKER POINTS</b>		
Sprint/1500/1300	(1)	<b>GCS118</b>
1850	(1)	<b>GCS106</b>
<b>CONDENSER</b>		
Sprint/1500/1300	(1)	<b>GSC118</b>
1850	(1)	<b>GSC104</b>
<b>ROTOR ARM</b>		
Sprint	(1)	<b>GRA115</b>
1850	(1)	<b>GRA111</b>
1500/1300	(1)	<b>GRA114</b>
<b>DISTRIBUTOR CAP</b>		
Sprint	(1)	<b>GDC134</b>
1850	(1)	<b>GDC110</b>
1500/1300	(1)	<b>GDC136</b>
<b>SPARK PLUGS</b>		
Sprint	(4)	<b>GSP4563</b>
1850 - standard	(4)	<b>GSP4382</b>
1850 - high performance	(4)	<b>GSP4382HP</b>
1500/1300 - standard	(4)	<b>GSP4362</b>
1500/1300 - high performance	(4)	<b>GSP6462</b>
<b>SPARK PLUG TUBE (SPRINT)</b>		
Tube and 'O' Ring	(4)	<b>156913</b>
'O' Ring only	(4)	<b>156913RING</b>
<b>FAN BELT</b>		
Sprint	(1)	<b>GCB10838</b>
1850	(1)	<b>GCB10950</b>
1500/1300	(1)	<b>GCB11088</b>
Sprint/1850 (with Kenlowe fitted)	(1)	<b>GCB10737</b>
<i>With no Idler Pulley</i>		
<b>IGNITION COIL -</b>		
Standard (All Models)	(1)	<b>GCL132</b>
High Performance (6 volt)	(1)	<b>GCL132HP</b>
WIPER BLADE ASSY (Black)	(2)	<b>GWB198</b>
WIPER BLADE (pair)	(1)	<b>GWR102</b>
<i>Rubber only.</i>		



**SPRINT SPARK PLUGS**  
Save money - buy 3 sets (GSP4563K).

## SERVICE KITS

*Inc. points, oil & air filter, fan belt & condenser.*



## Service Kits

*Kits for all models include Points, Plugs, Oil & Air Filters, Fan Belt and Condenser.*

Sprint	(1)	<b>RT1070</b>
Sprint (with spin on oil filter)	(1)	<b>RT1217</b>
1850 (Strombergs)	(1)	<b>RT1200</b>
1850 (SU's)	(1)	<b>RT1128</b>
1500	(1)	<b>RT1201</b>
1300 (Early) to WH25000	(1)	<b>RT1129</b>
1300 (Late) to WH25001 on	(1)	<b>RT1202</b>

## Gaskets

### HEAD GASKET SET

Sprint (Standard Head Gasket)	(1)	<b>GEG1196</b>
Sprint (Thick Head Gasket)	(1)	<b>GEG1196XT</b>
1850 (Standard Head Gasket)	(1)	<b>GEG1176</b>
1850 (Thick Head Gasket)	(1)	<b>GEG1176XT</b>
1500	(1)	<b>AJM1195</b>
1300	(1)	<b>AJM1209</b>

### HEAD GASKET ONLY

Sprint (Standard)	(1)	<b>GEG391</b>
Sprint (Thick)	(1)	<b>GEG391XT</b>
1850 (Standard)	(1)	<b>AJM3306</b>
1850 (Thick)	(1)	<b>AJM3306XT</b>
1500/1300	(1)	<b>AJM373</b>

### SUMP GASKET SET (Conversion)

Sprint/1850 (inc seals)	(1)	<b>GEG278</b>
Sprint/1850 (less seals)	(1)	<b>GEG278K</b>
1500/1300 (less seals)	(1)	<b>AJM279</b>
1500/1300 (inc seals)	(1)	<b>AJM279K</b>

### SUMP GASKET ONLY

Sprint/1850	(1)	<b>GEG555</b>
1500/1300	(1)	<b>AJM517</b>

### ROCKER COVER GASKET

Sprint	(1)	<b>AJM451</b>
1850	(1)	<b>GEG447</b>
1500/1300	(1)	<b>AJM414</b>

### ROCKER COVER 'U' SHAPED GROMMET

Sprint	(2)	<b>155166</b>
1850	(2)	<b>144488</b>

### INLET MANIFOLD GASKET

Sprint	(1)	<b>GEG683</b>
1850 Front	(1)	<b>AJM670</b>
1850 Rear	(1)	<b>AJM671</b>

### INLET/EXHAUST MANIFOLD GASKET

1500	(1)	<b>AJM681</b>
1300	(1)	<b>AJM648</b>

### EXHAUST MANIFOLD GASKET SET (TO HEAD)

1850	(1)	<b>RB7006</b>
------	-----	---------------

### EXHAUST DOWNPIPE GASKET

Sprint	(1)	<b>GEG732</b>
1850 (FLANGE)	(1)	<b>GEX7391</b>
1500	(1)	<b>GEG739</b>
1300	(1)	<b>GEG701</b>

### THERMOSTAT GASKET

(1)	<b>GTG103</b>
-----	---------------

*For full listings of Gaskets, please refer to appropriate section.*

## Oil Seals

### CRANKSHAFT OIL SEAL (Front)

Sprint/1850	(1)	<b>UKC3344</b>
1500/1300	(1)	<b>UKC1110</b>

### CRANKSHAFT OIL SEAL (Rear)

Sprint/1850	(1)	<b>143148</b>
1500/1300	(1)	<b>143456</b>

### GEARBOX OIL SEAL (Front)

Sprint	(1)	<b>141756</b>
1850/1500/1300	(1)	<b>132292</b>

### GEARBOX/OVERDRIVE OIL SEAL (Rear)

Sprint (Non O/D)	(1)	<b>146129</b>
Sprint (O/D)	(1)	<b>NKC39A</b>
1850/1500/1300 (Non O/D)	(1)	<b>88G564</b>
1850/1500/1300 (O/D)	(1)	<b>NKC39A</b>

### DIFF OIL SEAL (Pinion)

Sprint	(1)	<b>100898</b>
1850/1500/1300	(1)	<b>DAM5079</b>



## Mountings/Suspension Bushes

<b>ENGINE MOUNTING</b>		
Sprint	(2)	<b>218559</b>
1850	(2)	<b>158016</b>
1500/1300	(2)	<b>158016</b>
<b>ENGINE STEADY BAR - Sprint</b>		
Bush Kit	(1)	<b>RT1156</b>
Steady Bar (Alternative)	(1)	<b>158986K</b>
<b>GEARBOX MOUNTING</b>		
Sprint (Manual)	(1)	<b>TKC1044</b>
1850 (Non O/D)	(2)	<b>122689</b>
1850/1500 (O/D)	(1)	<b>TKC1044</b>
1500/1300 (Non O/D)	(1)	<b>UKC5334</b>
Auto (All Models)	(1)	<b>155300</b>
<b>ANTI-ROLL BAR BUSH</b>		
Standard	(2)	<b>153676</b>
Poly	(2)	<b>153676P</b>
LOWER WISHBONE BUSH	(2)	<b>216903</b>
<b>LOWER DRAG STRUT END BUSH</b>		
Standard	(4)	<b>152588</b>
Poly	(4)	<b>152588P</b>
<b>SUBFRAME BUSHES - See 'Front Suspension'.</b>		
<b>REAR TRAILING ARM BUSH</b>		
Standard	(4)	<b>ULC1580</b>
Hard Rubber	(4)	<b>ULC1580H</b>
Poly	(4)	<b>ULC1580P</b>
<b>REAR TIE BAR BUSHES</b>		
Inner (on car)		
Standard	(2)	<b>149849</b>
Poly	(2)	<b>UKC5514P</b>
Outer (on axle)		
Standard	(4)	<b>152767</b>
Poly	(4)	<b>152767P</b>
<b>BUSH &amp; BOLT KITS- see 'Suspension'</b>		

## Kits

<b>CLUTCH KITS (3 Piece) Inc Cover, Plate &amp; Bearing</b>		
Sprint	(1)	<b>RT1069</b>
1850 (Single Rail)	(1)	<b>RT1107</b>
1850 (3 Rail)	(1)	<b>RT1175</b>
1500	(1)	<b>GCK160</b>
1300	(1)	<b>RT1127</b>
<b>HOSE KITS (Inc Clips)</b>		
Sprint	(1)	<b>RT1011</b>
1850	(1)	<b>RT1131</b>
1500	(1)	<b>RT1142</b>
1300	(1)	<b>RT1141</b>
<b>BRAKE KITS (Discs, Pads only) (Car Set)</b>		
All Models		
Standard	(1)	<b>RT1013</b>
Upated	(1)	<b>RT1013UR</b>
<b>BRAKE KITS (Discs, Pads &amp; Shoes) (Car Set)</b>		
Standard		
Sprint	(1)	<b>RT1072</b>
1850/1500	(1)	<b>RT1187</b>
1300	(1)	<b>RT1188</b>
<b>BRAKE KITS (Discs, Drums, Pads &amp; Shoes)</b>		
Standard		
Sprint	(1)	<b>RT1072D</b>
1850/1500	(1)	<b>RT1187D</b>
1300	(1)	<b>RT1188D</b>
<b>WHEEL BEARING KITS (Per Wheel)</b>		
Front	(2)	<b>GHK1011</b>
Rear - Sprint	(2)	<b>GHK1144</b>
Rear - 1850/1500/1300	(2)	<b>GHK1007</b>

**Please refer to relevant section for more detailed information.**

## Cables

<b>ACCELERATOR CABLE</b>		
Sprint RHD	(1)	<b>158890</b>
Sprint LHD	(1)	<b>160141</b>
1850 To 1976 (To WF33102)	(1)	<b>156889</b>
1850 1976 On (WF33103 On)	(1)	<b>158890</b>
1500 Manual	(1)	<b>UKC1329</b>
1500 Auto (LHD ONLY)	(1)	<b>UKC3192</b>
1300 (All Years)	(1)	<b>155106</b>
<b>CHOKE CABLE</b>		
Sprint/1850	(1)	<b>402704</b>
1500HL	(1)	<b>TKC620</b>
1500	(1)	<b>156137</b>
1300	(1)	<b>216506</b>
BONNET RELEASE CABLE	(1)	<b>630573</b>
<b>HANDBRAKE CABLES</b>		
Sprint	(2)	<b>218590</b>
1850/1500/1300	(2)	<b>GVC1051</b>
<b>SPEEDO CABLES - Refer to Transmission and Axles Section</b>		
<b>KICKDOWN CABLE (Auto)</b>		
Sprint/1850 (Late)	(1)	<b>218008</b>
1850 (Early) /1500	(1)	<b>218007</b>

## Rubber Seals

WINDSCREEN RUBBER	(1)	<b>904111</b>
REAR SCREEN RUBBER	(1)	<b>913937</b>
BONNET SEAL (To Bulkhead)	(1)	<b>717594</b>
BOOT LID SEAL	(1)	<b>720438</b>
<b>DOOR SEAL RUBBER (Fits Around Door)</b>		
Front	(2)	<b>709852</b>
Rear RH	(1)	<b>709853</b>
Rear LH	(1)	<b>709853</b>
<b>DOOR GLASS WEATHERSTRIP SEAL (Outer)</b>		
Front RH	(1)	<b>XKC3492</b>
Front LH	(1)	<b>XKC3491</b>
Rear RH	(1)	<b>XKC3491</b>
Rear LH	(1)	<b>XKC3492</b>
DOOR GLASS FELT SEAL (Inner)	(4)	<b>617320</b>
DOOR GLASS CHANNEL FELT KIT	(2)	<b>RS1208</b>
3 Felts per Door Kit		

**KITS...KITS...KITS...**  
**THE EASY WAY TO ORDER AND GET THE RIGHT PARTS YOU NEED QUICKLY**



## RECONDITIONED FULL ENGINE SPECIFICATION SPRINT - 1850 - 1500 - 1300

All our Reconditioned 'Full Engines' have a high rebuild specification and are suitable for unleaded fuel.

### SPECIFICATION

- Crankshaft Re-ground
- New Main Bearings
- New Thrust Washers
- Cylinder Block Re-bored
- New Pistons & Rings
- New Big end Bearings
- Camshaft Re-profiled
- New Cam Followers
- New Cam Chain, Tensioner & Guides
- New Inlet Valves ■
- New Exhaust Valves ■
- New Valve Springs
- New Valve Guides
- New Oil Seals
- New Oil Pump & Switch
- Sump & Timing Cover Fitted
- New Rocker Shaft ■▲
- New Rocker Arms ■▲

■ NOT APPLICABLE TO SPRINT . ▲ NOT APPLICABLE TO 1850

### BENCH TESTING

Apart from having a multitude of new parts & components fitted - and with a 12 Month/12,000 Mile Warranty - our engine units are run on a test bed after assembly. During the test-run period (at varying engine speeds), all external joints and seals are checked, and the water temperature and oil pressure are monitored to verify correct operation. After the bench test, the engines undergo a final inspection and are prepared for sale.

**NOTE:** All units are drained of oil & water before despatch.

Our Full Engines are assembled ready to accept manifolds, water pump and other ancillaries. Additional installation information and running-in details are supplied with every unit. We can also supply a 'Full Engine Build-Up Kit' that includes all necessary gaskets/oil filter etc, enabling you to install the full engine in your vehicle. Alternatively, fitting can be arranged locally in Lincoln if required, please enquire for details & costs.

**Please Note;** if you are comparing prices may we suggest that specifications are also compared.

## RECONDITIONED SHORT ENGINE SPECIFICATION SPRINT - 1850 - 1500 - 1300

All our Reconditioned 'Short Engines' are built to the following specification;

- Crankshaft Re-ground
- New Main Bearings
- New Big end Bearings
- New Thrust Washers
- Cylinder Block Re-bored
- New Pistons & Rings
- New Oil Pump Supplied

**Please note;** The jackshaft (Sprint/1850) or Camshaft (1500/1300) is not supplied with a short engine. Additional installation information & running-in details are supplied with every unit. Don't forget that we supply all the necessary gasket sets/components etc, required to build-up a short engine.

### 'NEW' SPRINT Full Engines

Over the years we have been constantly 'buying-up' large stocks of Brand New Blocks and Cylinder Heads from Factory sources (these supplies are now almost exhausted). So, for the discerning owner who would prefer a New Sprint Full Engine to be reconditioned, you now have the choice.

These Full Engines are actually built-up using a New Short Engine & Cylinder Head shell, with new components used throughout\* (exceptions may include the sump pan and timing cover, when serviceable reconditioned units may be fitted). Full Engines are assembled ready to accept manifolds, water pump & other ancillaries. Additional installation information and running-in details are supplied with every unit.

We can also supply a 'Full Engine Build-Up Kit' that includes all necessary gaskets/oil filter etc, enabling you to install the full engine in your vehicle. Alternatively, fitting can be arranged locally in Lincoln if required, please enquire for details & costs.

#### Bench Testing - New Full Engines

Bench testing can also be carried out on new engines at an additional cost, please enquire for details.

### 'NEW' SPRINT & 1850 Short Engines

New\*Short engines are supplied less the oil pump and jackshaft. The warranty on new engines is that of our reconditioned units - please refer to the 'Warranties' section in our price guide.

\*A reground 10/10 Crank is used for new Sprint Full and Sprint & 1850 Short Engines. These units are normally built to order.

## Full Engine Build-up

When building up a Full Engine to a complete assembly, check the condition of your old water pump, if unsure, replace or overhaul with a reconditioning kit.

The condition of the radiator is crucial to ensure proper and efficient cooling - either replace or have tested professionally (see Warranties), as are all the hoses and thermostat, we strongly recommend these are examined carefully, or replaced as a matter of course. Engine mountings, clutch etc, should also be inspected and renewed where necessary.

Ensure correct strength anti-freeze is used in the cooling system. Carburettors should be in good working order with mixture & balance set correctly.

Please familiarise yourself with the running-in and head re-torquing instructions on the card supplied with every engine unit. If this card has become separated from the engine when you take delivery, please contact us.

## Short Engine Build-up

When building up a short engine to a complete assembly, check the condition of timing chain, guides, tensioner, sprockets, water pump (replace or overhaul with reconditioning kit), jackshaft or camshaft, cylinder head face (for flatness), valves, guides, cam followers, camshaft etc, and replace where necessary.

We supply all these components separately if required along with gasket sets, oil seals, spigot bush, oil filter etc.


The condition of the radiator is crucial to ensure proper and efficient cooling - either replace or have tested professionally (see Warranties), as are all the hoses and thermostat, we strongly recommend these are examined carefully, or replaced as a matter of course.

Ensure correct strength anti-freeze is used in the cooling system. Carburettors should be in good working order with mixture and balance set correctly.

TECHNICAL JOTTINGS & RELATED COMPONENTS

TECHNICAL JOTTINGS & RELATED COMPONENTS

1850 FULL ENGINE & COMPONENTS



### ENGINE BALANCING

We offer an engine balancing service for Full or Short engines, which includes crankshaft & conrods, and if required, crankshaft pulley, flywheel & clutch. Please enquire for details.

ALL OUR RECONDITIONED FULL ENGINES ARE BENCH TESTED.

## Full Engines

See 'Specification' & 'Build-Up' information


<b>Full Engine - Sprint (Unleaded)</b>		
Reconditioned	(1)	<b>RB7214R</b>
New	(1)	<b>RB7214</b>
<i>Using reground 10/10 crank</i>		
Engine Build-Up Kit	(1)	<b>RT1101</b>
<i>Gaskets, Filter, etc</i>		
<b>Full Engine - 1850 (Unleaded)</b>		
Reconditioned	(1)	<b>RT1083R</b>
Engine Build-Up Kit	(1)	<b>RT1159</b>
<i>Gaskets, Filter, etc</i>		
<b>Full Engine - 1500 (Unleaded)</b>		
Reconditioned	(1)	<b>RL1001R</b>
Engine Build-Up Kit	(1)	<b>RL1310</b>
<i>Gaskets, Filter, etc</i>		
<b>Full Engine - 1300 (Unleaded)</b>		
Reconditioned	(1)	<b>RL1002R</b>
Engine Build-Up Kit	(1)	<b>RL1311</b>
<i>Gaskets, Filter, etc</i>		

## Short Engines



See 'Specification' & 'Build-Up' information

<b>Short Engine - Sprint</b>		
Reconditioned	(1)	<b>RB7258R</b>
New	(1)	<b>RB7258*</b>
<i>(Using reground 10/10 crank)</i>		
<b>Short Engine - 1850</b>		
Reconditioned	(1)	<b>UKC5401R</b>
New	(1)	<b>UKC5401*</b>
<i>(Using reground 10/10 crank)</i>		
<b>Short Engine - 1500</b>		
Reconditioned	(1)	<b>RL1003R</b>
<b>Short Engine - 1300 (With recess at top of bores)</b>		
Reconditioned	(1)	<b>RL1004R/REC</b>
<b>Short engine - 1300 (With no recess at top of bores)</b>		
Reconditioned	(1)	<b>RL1004R/noREC</b>


\*NB - New Short Engines are not supplied with Oil Pump.



**FULL ENGINES  
& SHORT ENGINES FROM  
STOCK**



**BRAND NEW SPRINT & 1850 BLOCKS  
CHECK THE PRICE!**



DESCRIPTION QTY REQ. PART NO.

## Cylinder Block & Components

Engine Block only <i>(inc Caps) (See Photo)</i>		
Sprint - Reconditioned	(1)	<b>RB7040R</b>
Sprint - New	(1)	<b>RB7040</b>
1850 - New	(1)	<b>311781</b>
1300 - New <i>(Non recessed bores)</i>	(1)	<b>RL1007</b>
Cylinder Liner		
Sprint	(4)	<b>158700</b>
1850	(4)	<b>155381</b>
1500	(4)	<b>158941</b>
1300	(4)	<b>158940</b>
Core Plug Set <i>(Block &amp; Head)</i>		
Sprint/1850	(1)	<b>RB7000</b>
1500	(1)	<b>RG1034</b>
1300	(1)	<b>RL1010</b>
Oil Pressure Switch	(1)	<b>GPS117</b>
Oil Pressure Relief Valve		
1500/1300	(1)	<b>132107</b>
Oil Pressure Relief Valve Spring		
1500/1300	(1)	<b>131535</b>
1500/1300 Uprated	(1)	<b>131535UR</b>
Relief Valve Housing		
1500/1300	(1)	<b>107246</b>
Oil Pressure Relief Valve Kit		
Sprint/1850	(1)	<b>RTC2157</b>
Oil Seal Crankshaft <i>(Front)</i>		
Sprint/1850	(1)	<b>UKC3344</b>
1500/1300	(1)	<b>UKC1110</b>
Oil Seal Crankshaft <i>(Rear)</i>		
Sprint/1850	(1)	<b>143148</b>
1500/1300	(1)	<b>143456</b>
Housing Assy for Rear Oil Seal <i>(inc Seal)</i>		
Sprint/1850	(1)	<b>143149</b>
1500/1300	(1)	<b>156530</b>
Gasket for Housing		
Sprint/1850	(1)	<b>143845</b>
1500/1300	(1)	<b>105321</b>
Main Bearing Cap Bolt		
Sprint/1850	(10)	<b>UKC1979</b>
1500/1300		
Standard	(6)	<b>BH607241</b>
Uprated	(6)	<b>BH607241X</b>

## Oil Pump & Sump

Oil Pump <i>(Standard)</i>		
Sprint/1850	(1)	<b>GLP106</b>
1500/1300	(1)	<b>GLP145</b>
Oil Pump <i>(Uprated)</i>		
Sprint/1850	(1)	<b>GLP106HD</b>
Oil Pump O'Rings		
Sprint/1850		
Pump to Block		
Standard	(1)	<b>145861</b>
Uprated	(1)	<b>145861HD</b>
Internal	(1)	<b>517721</b>
Oil Pump Drive Spindle		
Sprint/1850	(1)	<b>144764</b>
Oil Pump Drive Gear		
1500/1300 <i>(inc Drive Shaft)</i>	(1)	<b>104860</b>



## Oil Pressure Gauge Kit

Oil Pressure Gauge Kit		
All Models	(1)	<b>RX1351</b>
Oil Pressure/Water Temp Gauge Kit -		
All models <i>(combined gauge)</i>	(1)	<b>RX13510W</b>
'T' Piece	(1)	<b>RX1352</b>
<i>Use if retaining oil pressure warning light.</i>		
Bracket <i>(for remote mounting of gauge)</i>	(1)	<b>RB7050</b>

DESCRIPTION QTY REQ. PART NO.

Oil Transfer Housing		
Sprint/1850	(1)	<b>214020</b>
Oil Transfer Housing O'Rings		
Sprint/1850		
Small	(1)	<b>144959</b>
Large	(1)	<b>144958</b>
Sump Pan		
Sprint/1850	(1)	<b>215513</b>
1500/1300	(1)	<b>RKC200</b>
Drain Plug <i>(Sump Pan)</i>	(1)	<b>22G2115</b>
Oil Pick-Up Pipe & Strainer		
Sprint/1850	(1)	<b>156859</b>
Gasket for Pick-Up Pipe	(1)	<b>147458</b>
Sump Gasket		
Sprint/1850	(1)	<b>GEG555</b>
1500/1300	(1)	<b>AJM517</b>
Bolts - Sump Retaining	(14)	<b>SH605051</b>
Spring Washer	(14)	<b>GHF332</b>
Dipstick		
Sprint/1850	(1)	<b>157335</b>
1500/1300	(1)	<b>134933</b>
Dipstick Felt Washer	(1)	<b>32307</b>
Dipstick Tube -		
Sprint/1850	(1)	<b>UKC4763</b>
1500/1300	(1)	<b>127652</b>

## Oil Filter

Oil Filter		
Sprint/1850		
Standard	(1)	<b>GFE147</b>
For spin-on conversion	(1)	<b>RR1243</b>
1500/1300	(1)	<b>GFE119</b>
Oil Filter Bowl		
Sprint/1850	(1)	<b>213172</b>
Oil Filter Bolt Seal		
Sprint/1850	(1)	<b>144114</b>



## Spin-on Oil Filter Conversion

**SPRINT/1850**

This kit converts the standard 'Bowl' type Filter to the more efficient 'Spin-on' Cartridge type which makes filter changing easier & cleaner.

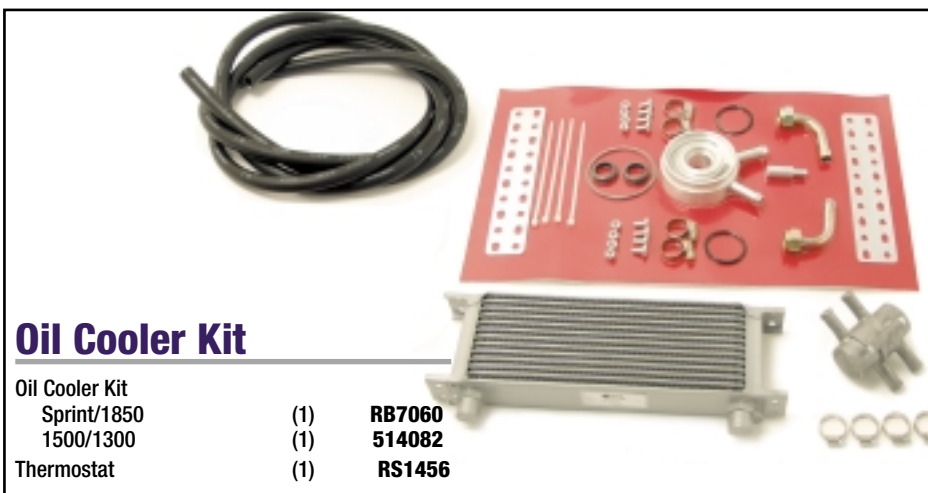
**RECOMMENDED FOR ALL OWNERS!**

Adaptor	(1)	<b>RB7016</b>
<i>Vehicles without engine oil cooler</i>		
Adaptor	(1)	<b>RB7048</b>
<i>Vehicles with engine oil cooler.</i>		
Oil Filter Cartridge	(1)	<b>RR1243</b>
Service kit for adaptor	(1)	<b>RB7016SK</b>

DESCRIPTION QTY REQ. PART NO.

## Engine Gaskets & Seals

Head Gasket Set		
Sprint <i>(Standard)</i>	(1)	<b>GEG1196</b>
Sprint <i>(Thick)</i>	(1)	<b>GEG1196XT</b>
1850 <i>(Standard)</i>	(1)	<b>GEG1176</b>
1850 <i>(Thick)</i>	(1)	<b>GEG1176XT</b>
1500	(1)	<b>AJM1195</b>
1300	(1)	<b>AJM1209</b>
Head Gasket Only		
Sprint <i>(Standard)</i>	(1)	<b>GEG391</b>
Sprint <i>(Thick)</i>	(1)	<b>GEG391XT</b>
1850 <i>(Standard)</i>	(1)	<b>AJM3306</b>
1850 <i>(Thick)</i>	(1)	<b>AJM3306XT</b>
1500/1300	(1)	<b>AJM373</b>
Sump Gasket Set <i>(Conversion)</i>		
Sprint/1850 <i>(inc Seals)</i>	(1)	<b>GEG278</b>
Sprint/1850 <i>(less Seals)</i>	(1)	<b>GEG278K</b>
1500/1300 <i>(less Seals)</i>	(1)	<b>AJM279</b>
1500/1300 <i>(inc Seals)</i>	(1)	<b>AJM279K</b>
Sump Gasket Only		
Sprint/1850	(1)	<b>GEG555</b>
1500/1300	(1)	<b>AJM517</b>
Oil Seal - Crankshaft <i>(Front)</i>		
Sprint/1850	(1)	<b>UKC3344</b>
1500/1300	(1)	<b>UKC1110</b>
Oil Seal - Crankshaft <i>(Rear)</i>		
Sprint/1850	(1)	<b>143148</b>
1500/1300	(1)	<b>143456</b>
Rocker/Cam Cover Gasket		
Sprint	(1)	<b>AJM451</b>
1850	(1)	<b>GEG447</b>
1500/1300	(1)	<b>AJM414</b>
Rocker Cover 'U' Shaped Grommet		
Sprint	(2)	<b>155166</b>
1850	(2)	<b>144488</b>
Inlet Manifold Gasket		
Sprint	(1)	<b>GEG683</b>
1850 Front	(1)	<b>AJM670</b>
1850 Rear	(1)	<b>AJM671</b>
Inlet Manifold 'O' Ring		
1850	(1)	<b>TRS2024</b>
By-Pass Tube O'Rings		
Sprint/1850	(2)	<b>TRS1114</b>
Inlet/Exhaust Manifold Gasket		
1500	(1)	<b>AJM681</b>
1300	(1)	<b>AJM648</b>
Exhaust Manifold Gasket Set <i>(To Head)</i>		
1850	(1)	<b>RB7006</b>
Exhaust Downpipe Gasket		
Sprint	(1)	<b>GEG732</b>
1850	(1)	<b>GEX7391</b>
1500	(1)	<b>GEG739</b>
1300	(1)	<b>GEG701</b>
Thermostat Gasket <i>(All Models)</i>	(1)	<b>GTG103</b>
Rear of Head Jacket Gasket		
Sprint	(1)	<b>157592</b>
1850 <i>(To 1976)</i>	(1)	<b>151310</b>
1850 <i>(1976 on)</i>	(1)	<b>UKC3195</b>



## Oil Cooler Kit

Oil Cooler Kit		
Sprint/1850	(1)	<b>RB7060</b>
1500/1300	(1)	<b>514082</b>
Thermostat	(1)	<b>RS1456</b>



CRANK PULLEY - 1850

## Crankshaft & Flywheel

### Crankshaft (including Bearings)

<b>Sprint (Recon)</b>		
Standard	(1)	<b>RKC514R</b>
Cross-Drilled	(1)	<b>RKC514RXD</b>
1850 (Recon)	(1)	<b>RKC514R</b>
1500 (Recon)	(1)	<b>RKC918R</b>
1300 (New)	(1)	<b>308737</b>
1300 (Recon)	(1)	<b>308737R</b>

### Pilot (Spigot) Bush

<b>Manual</b>		
Sprint/1850 - Solid, Brass(1)		<b>150763</b>
Sprint/1850 - Needle Roller(1)		<b>UKC8154</b>
1500/1300	(1)	<b>105143</b>

<b>Auto</b>		
Sprint/1850	(1)	<b>156694</b>
1500 (YC44753 On)	(1)	<b>156694</b>
1500 (To YC44753)	(1)	<b>151396</b>

### Main Bearing Shells (Set)

<b>Standard Size</b>		
Sprint/1850	(1)	<b>RTC1755</b>
1500/1300	(1)	<b>RTC1753</b>
<b>+.010" Oversize</b>		
Sprint/1850	(1)	<b>RTC1755.010</b>
1500/1300	(1)	<b>RTC1753.010</b>
<b>+.020" Oversize</b>		
Sprint/1850	(1)	<b>RTC1755.020</b>
1500/1300	(1)	<b>RTC1753.020</b>
<b>+.030" Oversize</b>		
Sprint/1850	(1)	<b>RTC1755.030</b>
1500/1300	(1)	<b>RTC1753.030</b>
<b>+.040" Oversize</b>		
Sprint/1850	(1)	<b>RTC1755.040</b>
1500/1300	(1)	<b>RTC1753.040</b>
<b>+.050" Oversize</b>		
Sprint/1850	(1)	<b>RTC1755.050</b>
1500/1300	(1)	<b>RTC1753.050</b>
<b>+.060" Oversize</b>		
Sprint/1850	(1)	<b>RTC1755.060</b>
1500/1300	(1)	<b>RTC1753.060</b>

### Big End Bearing Shells (Set)

<b>Standard Size</b>		
Sprint/1850	(1)	<b>RTC1756</b>
1500/1300	(1)	<b>RTC1754</b>
<b>+.010" Oversize</b>		
Sprint/1850	(1)	<b>RTC1756.010</b>
1500/1300	(1)	<b>RTC1754.010</b>
<b>+.020" Oversize</b>		
Sprint/1850	(1)	<b>RTC1756.020</b>
1500/1300	(1)	<b>RTC1754.020</b>
<b>+.030" Oversize</b>		
Sprint/1850	(1)	<b>RTC1756.030</b>
1500/1300	(1)	<b>RTC1754.030</b>
<b>+.040" Oversize</b>		
Sprint/1850	(1)	<b>RTC1756.040</b>
1500/1300	(1)	<b>RTC1754.040</b>
<b>+.050" Oversize</b>		
Sprint/1850	(1)	<b>RTC1756.050</b>
1500/1300	(1)	<b>RTC1754.050</b>
<b>+.060" Oversize</b>		
Sprint/1850	(1)	<b>RTC1756.060</b>
1500/1300	(1)	<b>RTC1754.060</b>

<b>Thrust Washers (Pair)</b>		
<b>Standard Size</b>		
Sprint/1850	(1)	<b>RTC2836</b>
1500/1300	(1)	<b>BHM1366</b>
<b>+.005" Oversize</b>		
Sprint/1850	(1)	<b>RTC2837.005</b>
1500/1300	(1)	<b>BHM1366.005</b>
<b>+.010" Oversize</b>		
Sprint/1850	(1)	<b>RTC2837.010</b>
<b>+.015" Oversize</b>		
1500/1300	(1)	<b>BHM1366.015</b>
<b>+.030" Oversize</b>		
1500/1300	(1)	<b>BHM1366.030</b>
<b>Crankshaft Oil Seal (Front)</b>		
Sprint/1850	(1)	<b>UKC3344</b>
1500/1300	(1)	<b>UKC1110</b>
<b>Crankshaft Oil Seal Rear Housing</b>		
Sprint/1850	(1)	<b>143149</b>
1500/1300	(1)	<b>156530</b>
<b>Crankshaft Oil Seal (Rear)</b>		
Sprint/1850	(1)	<b>143148</b>
1500/1300	(1)	<b>143456</b>
<b>Crankshaft Pulley</b>		
Sprint	(1)	<b>217587</b>
1850	(1)	<b>217535</b>
1500/1300	(1)	<b>217789</b>
<b>Sprocket - Crankshaft</b>		
Sprint	(1)	<b>154152</b>
1850	(1)	<b>143257</b>
1500/1300	(1)	<b>119389</b>
<b>Woodruff Key</b>		
Sprint/1850	(1)	<b>144948</b>
1500/1300	(1)	<b>105115</b>

FLYWHEEL - 1300 MANUAL



<b>Flywheel (Manual)</b>		
Sprint/1850	(1)	<b>TKC411</b>
1500	(1)	<b>TKC1839</b>
1300 (7/16" bolt type)	(1)	<b>UKC4360</b>
<b>Flywheel (Auto Driveplate)</b>		
Sprint	(1)	<b>TKC413</b>
1850 to WF23467	(1)	<b>217389</b>
1850 WF23468 on	(1)	<b>TKC413</b>
1500	(1)	<b>216597</b>
<b>Flywheel Ring Gear</b>		
Sprint/1850	(1)	<b>214599</b>
1500	(1)	<b>216697</b>
1300	(1)	<b>201350</b>
<b>Flywheel Bolts</b>		
Sprint/1850 (Manual)	(8)	<b>UKC3044</b>
Sprint/1850 (Auto)	(8)	<b>UKC2173</b>
1500/1300 (Manual) 7/16" type	(4)	<b>UKC4254</b>
1500 (Auto)	(4)	<b>UKC4264</b>
<b>Engine Plate (Rear)</b>		
Sprint/1850 (Steel Plate)	(1)	<b>218460</b>
Sprint (Alloy Housing)	(1)	<b>312396</b>
1500/1300 (Steel Plate) (Manual)	(1)	<b>201344</b>
1500 Auto (Steel Plate)	(1)	<b>TKC2437</b>



## Pistons & Con Rods

### Piston Set inc Rings & Gudgeon Pins

<b>Standard Size</b>		
Sprint	(1)	<b>UKC2483</b>
1850	(4)	<b>158330</b>
1500	(1)	<b>155169</b>
1300	(1)	<b>155907</b>
<b>+.020" Oversize 193.88</b>		
Sprint	(1)	<b>UKC2483.020</b>
1850	(4)	<b>158330.020</b>
1500	(1)	<b>155169.020</b>
1300	(1)	<b>155907.020</b>
<b>+.030" Oversize</b>		
1500	(1)	<b>155169.030</b>
1300	(1)	<b>155907.030</b>
<b>+.040" Oversize</b>		
Sprint	(1)	<b>UKC2483.040</b>
1850	(1)	<b>158330.040</b>
1500	(1)	<b>155169.040</b>
1300	(1)	<b>155907.040</b>

### Piston Ring Set

<b>Standard Size</b>		
Sprint	(1)	<b>RTC2425</b>
1850	(4)	<b>RTC2431</b>
1500/1300	(1)	<b>BHM1175</b>
<b>+.020" Oversize</b>		
Sprint	(1)	<b>RTC2425.020</b>
1850	(4)	<b>RTC2431.020</b>
1500/1300	(1)	<b>BHM1175.020</b>
<b>+.030" Oversize</b>		
Sprint	(1)	<b>RTC2425.030</b>
1500/1300	(1)	<b>BHM1175.030</b>
<b>+.040" Oversize</b>		
Sprint	(1)	<b>RTC2425.040</b>
1850	(1)	<b>RTC2431.040</b>
<b>+.060" Oversize</b>		
1500/1300	(1)	<b>BHM1175.060</b>

### Gudgeon Pin

Sprint	(4)	<b>158071</b>
1850	(4)	<b>122171</b>
1500/1300	(4)	<b>146485</b>

### Gudgeon Pin Circlip

Sprint	(8)	<b>158632</b>
1850	(8)	<b>45985</b>
1500/1300	(8)	<b>508978</b>

### Con Rod

Sprint New	(4)	<b>157874</b>
Sprint Recon	(4)	<b>157874R</b>
1850	(4)	<b>155471</b>
1500/1300	(4)	<b>146454</b>

### Con Rod (Big End) Bolt/Stud

Sprint/1850	(8)	<b>146034</b>
1500/1300	(8)	<b>UKC2598</b>

### Con Rod (Big End) Locknut

Sprint/1850	(8)	<b>142700</b>
-------------	-----	---------------

### Con Rod (Small End) Bush

Sprint	(4)	<b>157873</b>
1850	(4)	<b>155443</b>
1500/1300	(4)	<b>119813</b>

### Con Rod (Big End) Bearings - See Crankshaft/Flywheel Section



PISTON RING SET - 1850





DESCRIPTION QTY REQ. PART NO.

**Engine & Gearbox Mountings**

<b>Front Engine Mounting</b>		
Sprint	(2)	<b>218559</b>
1850/1500/1300	(2)	<b>158016</b>
<b>Rear Gearbox Mountings</b>		
Sprint (Manual)	(1)	<b>TKC1044</b>
1850 (Non O/D)	(2)	<b>122689</b>
1850/1500 (O/D Type)	(1)	<b>TKC1044</b>
1500/1300 (Non O/D)	(1)	<b>UKC5334</b>
All Models (Auto)	(1)	<b>155300</b>
<b>Engine Steady Bar (Assy)</b>		
Sprint	(1)	<b>158986A</b>
<b>Engine Steady Bar Bushes - Sprint</b>		
End Bush	(2)	<b>517985</b>
Eye Bush (for replacement type bar)	(1)	<b>158986C</b>
<b>Engine Steady Bar Bush &amp; Washer Repair Kit</b>		
<i>Inc 2 Bushes, 4 Shaped Washers, Tube, Nuts &amp; Washers.</i>		
Sprint	(1)	<b>RT1156</b>
<b>Engine Steady Bar Mounting</b>		
Bracket (on Engine)	(1)	<b>158987</b>
<b>Gearbox Mounting Bracket</b>		
Sprint (Non O/D)	(1)	<b>158832</b>
Sprint (O/D)	(1)	<b>158875</b>
<b>Gearbox Crossmember</b>		
All Models (O/D Type)	(1)	<b>218519</b>
Sprint (Non O/D)	(1)	<b>218519</b>
1850 (Non O/D)	(1)	<b>217754</b>
1500 (Auto)	(1)	<b>217398</b>
Cross Member Bracing Bracket	(1)	<b>155304</b>



**ENGINE MOUNTINGS**



**GEARBOX MOUNTINGS**

**TECHNICAL NOTE**

*The Gearbox crossmember on 1500 non O/D and 1300 models is integral with the Front Subframe.*





## Radiator & Expansion Tank

<b>Radiator (Reconditioned)</b>			
Sprint	(1)	<b>RKC110R</b>	
1850	(1)	<b>311769R</b>	
1500	(1)	<b>518955R</b>	
1300	(1)	<b>518954R</b>	
<b>Anti Freeze (Unipart)</b>			
1 Litre	(A/R)	<b>GAC2018</b>	
5 Litre	(A/R)	<b>GAC2019</b>	
Holts Radweld - 250ml	(A/R)	<b>RX1508</b>	
Radiator Cap (Expansion Tank)	(1)	<b>GRC114</b>	
Expansion Tank	(1)	<b>ARH259</b>	
Retaining Strap For Above	(1)	<b>11H1196</b>	
Seating Pad	(1)	<b>11H1197</b>	
<b>Radiator/Thermostat Housing Filler Plug (All Models)</b>			
Brass	(1)	<b>ARA2634B</b>	
Plastic	(1)	<b>ARA2634P</b>	
Nylon Washer (For Above)	(1)	<b>607025A</b>	
Hose - Expansion Tank To Elbow	(1)	<b>157386</b>	



HOSE KIT

## Cooling Fan & Viscous Coupling

<b>Fan Belt</b>			
Sprint	(1)	<b>GCB10838</b>	
1850	(1)	<b>GCB10950</b>	
1500/1300	(1)	<b>GCB11088</b>	
<b>Fan Belt (with Kenlowe fitted)</b>			
Sprint/1850 (No Idler Pulley)	(1)	<b>GCB10737</b>	



KENLOWE FAN KIT RT1008

<b>Kenlowe Electric Fan Kit</b>			
Sprint/1850	(1)	<b>RT1008</b>	
1500/1300	(1)	<b>RB7065</b>	
<b>Fan Blades</b>			
Sprint	(1)	<b>PKC1281</b>	
1850/1500/1300	(1)	<b>RKC2126</b>	
<b>Viscous Coupling (When Fitted)</b>			
Sprint/1850	(1)	<b>TKC101</b>	
1500	(1)	<b>UKC3532</b>	
<b>Tolerance (Retaining) Ring</b>			
For Viscous Coupling	(1)	<b>UKC759</b>	
<b>Fan Pulley Block</b>			
Sprint (4 Hole Mounting)	(1)	<b>UKC2496</b>	
1850 (3 Hole Mounting)	(1)	<b>156502</b>	




FAN PULLEY & VISCIOUS COUPLING - SPRINT & 1850

## Hoses

<b>Hose Kits</b>			
<i>Includes Radiator Hoses, Heater Hoses, Inlet Manifold Hoses, Expansion Tank Hose, Overflow Hose and Hose Clips.</i>			
Sprint	(1)	<b>RT1011</b>	
1850	(1)	<b>RT1131</b>	
1500	(1)	<b>RT1142</b>	
1300	(1)	<b>RT1141</b>	
<b>Radiator Hoses</b>			
<b>Sprint</b>			
Top LH	(1)	<b>GRH556</b>	
Top RH	(1)	<b>GZA2029</b>	
Bottom RH	(1)	<b>GRH495</b>	
<b>1850</b>			
Top LH	(1)	<b>GRH494</b>	
Top RH	(1)	<b>GZA2029</b>	
Bottom RH	(1)	<b>GRH495</b>	
<b>1500</b>			
Top	(1)	<b>GRH492</b>	
Bottom	(1)	<b>GRH552</b>	
<b>1300</b>			
Top	(1)	<b>GRH492</b>	
Bottom	(1)	<b>GRH493</b>	
<b>Heater Hoses</b>			
<b>Sprint/1850</b>			
Inlet	(1)	<b>GZA1336</b>	
Return	(1)	<b>GZA1336</b>	
<b>1500HL</b>			
Inlet	(1)	<b>GZA1336</b>	
Return	(1)	<b>GZA1336</b>	
<b>1500</b>			
Inlet	(1)	<b>GZA1329</b>	
Return	(1)	<b>GZA1336</b>	
<b>1300</b>			
Inlet	(1)	<b>GZA976</b>	
Return	(1)	<b>154228</b>	
<b>Inlet Manifold Pipes &amp; Hoses</b>			
<b>Sprint (To 1976)</b>			
Twin 'H' Pipe (Metal)	(1)	<b>159712</b>	
Hose (Bent)	(1)	<b>GRH900</b>	
Hose (Straight)	(1)	<b>152524</b>	
<b>Sprint (1976 On)</b>			
Hose (Straight)	(1)	<b>152529</b>	
<i>For original type 'H' pipe.</i>			
Twin 'H' Pipe Conversion Kit	(1)	<b>RT1158</b>	
<i>Converts later 'H' pipe (which is unavailable) to early type. Includes 'H' pipes, hoses &amp; adaptors.</i>			
<b>1850</b>			
Metal Pipe	(1)	<b>156866</b>	
Hose (Bent)	(1)	<b>UKC589</b>	
Hose (Straight)	(1)	<b>152529</b>	
<b>1500</b>			
Metal Pipe	(1)	<b>212935</b>	
Hose (Angled)	(2)	<b>GZA2052</b>	
<b>1300</b>			
Metal Pipe	(1)	<b>212935</b>	
Hose (Angled)	(2)	<b>GRH900</b>	
Hose (Straight)	(1)	<b>142990A</b>	
Expansion Tank to Elbow Hose	(1)	<b>157386</b>	
<b>All Models</b>			
Expansion Tank Overflow Hose	(1)	<b>ULC2122</b>	
<b>Hose Clips</b>			
1/2" to 3/4"	(A/R)	<b>GHC406</b>	
5/8" to 7/8"	(A/R)	<b>GHC507</b>	
7/8" to 1 1/3"	(A/R)	<b>GHC709</b>	
1 1/8" to 1 5/8"	(A/R)	<b>GHC913</b>	



WATER PUMPS & REMOVAL TOOLS



HEATER BOX

## Heater & Blower

<b>Heater Box Assy</b>			
Sprint/1850/1500HL	(1)	<b>913530</b>	
1500 (Non HL)/1300	(1)	<b>913534</b>	
Heater Valve Repair Kit	(1)	<b>RT1228</b>	
<b>Blower Unit</b>			
Sprint/1850/1500HL	(1)	<b>821464</b>	
1500/1300	(1)	<b>819270</b>	
Heater Blower Motor Only	(1)	<b>RTC239</b>	
Heater Blower Resistor Coil	(1)	<b>515799</b>	
Heater Demister Rubber Elbow	(1)	<b>709158</b>	
Heater Ducting	(2)	<b>715036</b>	
Heater Knob	(3)	<b>725600</b>	

WATER PUMP COVER 12 VANE

## Water Pump & Thermostat

<b>Water Pump (Inc Gaskets)</b>			
Sprint/1850 (12 Vane, Late)	(1)	<b>GWP206</b>	
Sprint/1850 (6 Vane, Early)	(1)	<b>GWP207</b>	
Sprint/1850 Repair Kit	(1)	<b>RB7062</b>	
1500 (Viscous Drive)	(1)	<b>UKC774</b>	
1500/1300 (Solid Drive)	(1)	<b>GWP128</b>	
<b>Bush-Pump Spindle to Block</b>			
Sprint/1850	(1)	<b>145022</b>	
<b>Water Pump Removing Tool - Sprint/1850</b>			
Budget Type	(1)	<b>RB7009</b>	
Slide Hammer Type	(1)	<b>RB7009PRO</b>	
<b>Water Pump Impellor</b>			
1850 (6 Vane)	(1)	<b>149483</b>	
<b>Water Pump Cover</b>			
Sprint/1850 (12 Vane, Late)	(1)	<b>PKC437</b>	
Sprint/1850 (6 Vane, Early)	(1)	<b>RKC395</b>	
<b>Link Tube (Water Pump Cover to Inlet Manifold)</b>			
Sprint/1850	(1)	<b>UKC2538</b>	
O'Rings	(2)	<b>TRS1114</b>	
<b>Thermal Transmitter</b>			
Sprint/1850	(1)	<b>GTR108</b>	
<b>Water Pump Gaskets</b>			
<b>Sprint/1850</b>			
0.010" Thick	(1)	<b>145017</b>	
0.020" Thick	(1)	<b>149852</b>	
0.030" Thick	(1)	<b>149853</b>	
1500/1300 (Pump To Housing)	(1)	<b>138701</b>	
1500/1300 (Housing To Block)	(1)	<b>138702</b>	
<b>Thermostat</b>			
Sprint/1850 - 82°	(1)	<b>GTS101</b>	
1500/1300 - 82°	(1)	<b>GTS104</b>	
1500/1300 - 88°	(1)	<b>GTS106</b>	
Thermostat Gasket	(1)	<b>GTG103</b>	
<b>Thermostat Housing</b>			
Sprint/1850 (To 1976)	(1)	<b>158633</b>	
MLA Convert, To Later Type			
Sprint/1850 (1976 On)	(1)	<b>UKC6916</b>	
1500/1300	(1)	<b>156333</b>	

## IDENTIFICATION

### WATER PUMPS SPRINT/1850

If unsure as to the type of pump fitted to your vehicle, the pump cover will have to be removed to check the number of vanes on the impellor. (Note: pumps & covers cannot be interchanged between 6 & 12 vane types, a 12 vane pump must be fitted with a 12 vane cover).

A slide hammer (part no RB7009), is usually required to extract the pump from the cylinder block (or improvise) - Note Left Hand thread on bolt. If the pump is difficult to remove, it may leave the brass cage in the cylinder block, this may be prised out carefully. It is also worth checking the condition of the pump spindle bush (part no 145022), located in the cylinder block, and replace if necessary.



## TWIN WEBER (45 DCOE) AND MANIFOLD CONVERSION KIT

### SPRINT ONLY

Kit includes a pair of Weber 45 Dcoe Carburetors, Manifold, Linkage, K+N air Filters, Throttle Cable, Fuel Pipe and Clips.

**Part Number RB7642**

## Air Filters & Intake

<b>Air Filter Box</b>		
Sprint	(1)	<b>RKC1525</b>
1850 (Late Type)	(1)	<b>TKC327</b>
1500 (Late Type)	(1)	<b>TKC1570</b>
1300 (To WH25000)	(1)	<b>313243</b>
1300 (From WH25001)(Plastic)	(1)	<b>12G3590</b>
<b>Air Intake Hoses (Convolutd)</b>		
Sprint	(2)	<b>614336</b>
1500	(2)	<b>616012</b>
<b>Air Filter</b>		
Sprint		
Standard	(1)	<b>GFE1040</b>
K&N (replacement for std filter)	(1)	<b>GFE1040KN</b>
1850 (Strombergs)	(2)	<b>GFE1051</b>
1850 (SU's)	(2)	<b>GFE1059</b>
1500	(2)	<b>GFE1063</b>
1300 - Early (To WH25000)	(1)	<b>GFE1020</b>
1300 - Late (From WH25001 on)	(1)	<b>GFE1005</b>
<b>Air Filter Box Rubber Seal</b>		
Sprint	(1)	<b>RTC312A</b>

**1850 AIR CLEANER**

**1300 AIR CLEANER**

## K&N AIR FILTERS

These units replace the existing air cleaner box and improve engine breathing - they look good too! Don't forget to order cleaning and re-oiling fluids.

Note: Carb needles may require changing depending upon application.



<b>K&amp;N Filters (Each)</b>		
Sprint (HS 6)	(2)	<b>RT1209</b>
1850/1500	(2)	<b>RL1377</b>
1300	(1)	<b>RL1377</b>
<b>Stub Stacks (Each)</b>		
Sprint	(2)	<b>RB7101</b>
1850/1500	(2)	<b>RL1396</b>
1300	(1)	<b>RL1396</b>
<b>Needles (Each)</b>		
For K&N applications (if required).		
Sprint (HS6)	(2)	<b>CUD1141</b>
1850	(2)	<b>CUD1025</b>
Cleaning Fluid (K&N) (1 Litre)	(A/R)	<b>RX1346</b>
<b>Element Oil (Use after cleaning)</b>		
29.58ml Sachet	(A/R)	<b>RX1347</b>
250ml Bottle	(A/R)	<b>RX1348</b>
400ml Aerosol	(A/R)	<b>RX1349</b>

## Breather Hoses

<b>Breather Hoses (Carbs)</b>		
Sprint (Curved)	(2)	<b>GRH817</b>
1850 (Curved) (With Strombergs)	(2)	<b>216924</b>
1850 (Curved) (With SU's)	(2)	<b>GRH817</b>
1500 (Curved)	(2)	<b>142990A</b>
Sprint (Straight) (To VA17484)	(1)	<b>154220</b>
Sprint (Straight) (VA17485 on)	(1)	<b>154218</b>
1850 (Straight) (With Strombergs)	(1)	<b>154217</b>
1850 (Straight) (With SU's)	(1)	<b>154215</b>
1500 (Straight)	(1)	<b>154934</b>
<b>Breather Hose 'T' Piece</b>		
Sprint (To VA17484)	(1)	<b>158742</b>
Sprint (VA17485 on)	(1)	<b>TKC261</b>
1850 (With Strombergs)	(1)	<b>154211</b>
1850 (With SU's)	(1)	<b>TKC261</b>
1500	(1)	<b>154211</b>

## Fuel Pumps

<b>Fuel Pump Assy (inc Gasket)</b>		
Sprint/1850 (To 1977)	(1)	<b>312167</b>
Sprint/1850 (1977 on)	(1)	<b>TKC3419</b>
1500 (To DH81000)	(1)	<b>RKC1624</b>
1500 (DH81001 Onwards)	(1)	<b>TKC3417</b>
1300	(1)	<b>RKC1624</b>
<b>Gasket (Pump To Block)</b>		
Sprint/1850	(1)	<b>138791</b>
1500 (To DH81000)	(1)	<b>138791</b>
1500 (DH81001 Onwards) (Spacer)	(1)	<b>UKC8523</b>
1300 (To YC54883)	(1)	<b>138791</b>
1300 (YC54884 Onwards) (Spacer)	(1)	<b>UKC8523</b>


## Fuel Tank & Fittings

Fuel Tank (All Models)	(1)	<b>PKC505</b>
Filler Neck (All Models)	(1)	<b>212015</b>
Filler Hose (Neck to Tank)	(1)	<b>141643</b>
<b>Adaptor - Fuel Tank to Feed Pipe (If Required)</b>		
(1)		<b>UKC8083</b>
<b>Tank Sender Unit</b>		
Sprint/1850/1500HL (3 Terminal)	(1)	<b>215652</b>
1500/1300 (2 Terminal)	(1)	<b>215468</b>
Tank Sender Sealing Ring (All Models)	(1)	<b>ARA1501</b>
Tank Sender Seal (All Models)	(1)	<b>ARA1502</b>
Petrol Cap	(1)	<b>601761</b>
<b>Petrol Cap (Locking)</b>		
Chrome	(1)	<b>GSS129</b>
Black	(1)	<b>GSS193</b>
<b>Fuel Hose (Rubber) (Pump To Carb)</b>		
Sprint	(2)	<b>153300</b>
1850 (To 1976)	(2)	<b>156952</b>
1850 (1976 On)	(2)	<b>UKC2813</b>
1500	(2)	<b>125170</b>
1300	(1)	<b>153300</b>
<b>Fuel Pipe Steel (Carb to Carb)</b>		
Sprint/1850	(1)	<b>TKC1609</b>
1500	(1)	<b>UKC4962</b>
Fuel Hose (Rubber) Pump To Steel Pipe	(1)	<b>UKC2841</b>
Fuel Pipe (Steel) First Section to Engine Bay	(1)	<b>310722</b>


**CABLES**

## Accelerator & Controls

<b>Accelerator Cable</b>		
Sprint (All Years)		
RHD	(1)	<b>158890</b>
LHD	(1)	<b>160141</b>
1850 (To 1976) (To WF33102)	(1)	<b>156889</b>
1850 (1976 On) (WF33103 On)	(1)	<b>158890</b>
1500		
Manual	(1)	<b>UKC1329</b>
Auto (LHD Only)	(1)	<b>UKC3192</b>
1300 (All Years)	(1)	<b>155106</b>
Carb Link Rod Assy - 1300	(1)	<b>153780</b>
Accelerator Pedal Rubber	(1)	<b>152165</b>
<b>Auto Kickdown Cable</b>		
Sprint (All Years)	(1)	<b>218008</b>
1850 (Early)	(1)	<b>218007</b>
1850 (Late)	(1)	<b>218008</b>
1500	(1)	<b>218007</b>
<b>Choke Cable</b>		
Sprint/1850/1500HL	(1)	<b>402704</b>
1500	(1)	<b>156137</b>
1300	(1)	<b>216506</b>
Rubber sleeve (Choke Cable)	(1)	<b>12B2095</b>
Clips (for above)	(2)	<b>FX3203</b>
Choke warning Light Switch	(1)	<b>137607</b>
Choke Knob only	(1)	<b>715384</b>



**CARB COMPONENTS FROM STOCK**



MANIFOLDS & COMPONENTS FROM STOCK

## Exhaust Manifold & Fittings

Exhaust Manifold		
Sprint	(1)	218475
1850	(1)	312140
1500	(1)	RKC648
1300	(1)	308086
Gasket (Manifold To Downpipe)		
Sprint	(1)	GEG732
1850 (Flange)	(1)	GEX7391
1500	(1)	GEG739
1300	(1)	GEG701
1300 Fwd (To RD24964E)	(1)	GEG702
Gasket (Manifold To Head)		
1850 (Set)	(1)	RB7006
1500	(1)	AJM681
1300	(1)	AJM648
Stud (Manifold To Downpipe)		
Sprint (Bolt)	(3)	SH606101
1850	(2)	115696
1500	(3)	TD812
1300	(3)	TE605105
Nut (For Above Stud)		
1850	(2)	108951
1500/1300	(3)	515369
Washer (For Above Stud/Bolt)		
Sprint	(3)	GHF333
1850	(2)	GHF333
1500/1300	(3)	GHF332
Bolt/Stud (Manifold To Head)		
Sprint		
Bolt	(5)	BH506321
Washer (For Above)	(5)	WP9
1850		
Bolt	(7)	GHF165
Washer (For Above)	(7)	GHF333
1500		
Bolt	(2)	HU857
Washer (For Above)	(2)	GHF301
1500/1300 (Stud)	(5)	105125
1500/1300 (Stud)	(2)	105124
1500/1300 (Stud)	(1)	105125
Nut (For Above Studs)	(8)	100498
Washer (For Above Studs)	(8)	GHF333
Clamp (Manifold To Head)		
1500/1300	(4)	58258
1500/1300	(2)	137845
Exhaust Jointing Compound		
140gm	(A/R)	GCH112

## Exhaust System - Individual Fittings

See also: 'Standard Exhaust Fitting Kits' (page opposite) and 'Exhaust Manifold & Fittings' for gaskets and manifold hardware (this page).

### Sprint (All models):

Bracket - Support		
Downpipe to 1st silencer.		
Manual	(1)	158945
Auto	(1)	159022
Bracket - Angle (centre silencers)		
RH	(2)	ZKC27
LH	(2)	ZKC26
Bracket - Support Hook	(5)	GEX7508
Silencer bodies/tailpipe front.		
Bracket - Support	(1)	159278
Tailpipe rear.		
Rubber Mounting	(7)	GEX7331
Silencer bodies & tailpipe.		
Clamp - exhaust	(3)	GEX9009

### 1850 (1972-75 to WF55000):

Bracket (large) - Support	(1)	UKC2733
Manual & Overdrive.		
Downpipe to 1st silencer.		
Bracket - Support Hook		
Front Silencer (rear of)	(1)	GEX7503
Tailpipe	(1)	GEX7505
Rubber Mounting	(2)	GEX7331
Clip - Exhaust (less fittings)	(1)	GEX7499
Clip - Exhaust (less fittings)	(2)	GEX7506
Bolt for Clip	(3)	BH605241
Plain Washer for bolt	(6)	GHF301
Spring Washer for bolt	(3)	GHF332
Nut for bolt	(3)	GHF201

### 1850 (1976 on, WF55001 on):

Bracket - Support		
Downpipe to 1st silencer.		
Manual	(1)	159674
Auto	(1)	UKC3409
Angle Bracket (small) - Manual (1)		GEX7498
Bracket - Angle (Centre Silencer)		
RH	(1)	ZKC27
LH	(1)	ZKC26
Bracket - Support Hook		
Front Silencer	(2)	GEX7508
Intermediate Pipe	(1)	GEX7503
Tailpipe	(1)	GEX7505
Rubber Mounting	(4)	GEX7331
Clamp - Exhaust (Assy)	(3)	GEX9007
Clip - Exhaust (less fittings)		
Manual	(1)	GEX7506
Auto	(1)	GEX7499
Bolt for clip	(1)	BH605241
Plain Washer for above	(3)	GHF301
Spring washer for above	(3)	GHF332
Nut for bolt	(1)	GHF201

### 1500 (All models):

Bracket - Support (Downpipe)		
Manual (non O/D)	(1)	UKC4097
Auto	(1)	UKC4099
Manual (O/D)	(1)	UKC4098
Bracket - Support Hook		
Silencer	(1)	GEX7503
Tailpipe	(1)	GEX7505
Rubber Mounting	(2)	GEX7331
Clamp - Exhaust (Assy)	(2)	GEX9007
Clip - Exhaust (less fittings)	(1)	GEX7509
Bolt for clip (less fittings)	(1)	BH605221
Plain Washer for above	(3)	GHF301
Spring washer for above	(3)	GHF332
Nut for bolt	(1)	GHF201

### 1300 (All models):

Bracket - Support (Downpipe)	(1)	157694
Bracket - Support Hook		
Silencer	(1)	GEX7503
Tailpipe	(1)	GEX7505
Rubber Mounting	(2)	GEX7331
Clamp - Exhaust	(2)	GEX9008



CAR SHOWN FITTED WITH SPORTS EXHAUST SYSTEM.

# EXHAUST SYSTEMS

## MILD STEEL & STAINLESS STEEL

Mild Steel Exhausts for the Dolomite are becoming harder to locate now that most major manufacturers have dropped them from their range. We can however, offer Stainless Steel alternatives (at a relatively small additional cost) where mild steel is unavailable. Please refer to our price guide for latest information.

Full system part numbers have either a 'MS' (Mild Steel) or 'SS' (Stainless Steel) suffix. Individual component part numbers have no suffix for Mild Steel and 'SS' suffix for Stainless Steel.

# STANDARD EXHAUST

Refer to Price Guide for current availability using the 'System' or 'Component' part numbers listed below for both Mild Steel (MS) and Stainless Steel (SS).

Fitting Kits include gaskets, clamps, rubbers, exhaust hanger hooks, jointing compound. Exclude brackets.

### Sprint (All Models)

<b>Full System</b>	(1)	<b>RT1073</b>
Front Pipe	(1)	<b>GEX1569</b>
Front Silencer	(1)	<b>GEX3501</b>
Rear Silencer	(1)	<b>GEX3502</b>
Tailpipe	(1)	<b>GEX1570</b>
Fitting Kit (For Above System)	(1)	<b>RT1073FK</b>

### 1850 (1972-75, To WF55000) (Auto & Non Overdrive)

<b>Full System</b>	(1)	<b>RT1150</b>
Front Pipe	(1)	<b>GEX1549</b>
Front Silencer	(1)	<b>GEX3480</b>
Rear Silencer & Tailpipe	(1)	<b>GEX3571</b>
Fitting Kit (For Above System)	(1)	<b>RT1150FK</b>

### 1850 (1972-75, To WF55000) (Manual with Overdrive)

<b>Full System</b>	(1)	<b>RT1134</b>
Front Pipe	(1)	<b>GEX1549</b>
Front Silencer	(1)	<b>GEX3572</b>
Rear Silencer & Tailpipe	(1)	<b>GEX3571</b>
Fitting Kit (For Above System)	(1)	<b>RT1134FK</b>

### 1850 (1976 on, WF55001 on) (All Models)

<b>Full System</b>	(1)	<b>RT1135</b>
Front Pipe	(1)	<b>GEX1549</b>
Front Silencer	(1)	<b>GEX3582</b>
Intermediate Pipe	(1)	<b>GEX1622</b>
Rear Silencer & Tailpipe	(1)	<b>GEX3587</b>
Fitting Kit (For Above System)	(1)	<b>RT1135FK</b>

### 1500 (All Models)

<b>Full System</b>	(1)	<b>RT1160</b>
Front Pipe	(1)	<b>GEX1617</b>
Centre Silencer	(1)	<b>GEX3580</b>
Rear Silencer & Tailpipe	(1)	<b>GEX3587</b>
Fitting Kit (For Above System)	(1)	<b>RT1160FK</b>


### 1300 (All Models)

<b>Full System</b>	(1)	<b>RT1161</b>
Front Pipe	(1)	<b>GEX1444</b>
Centre Silencer	(1)	<b>GEX3479</b>
Rear Silencer & Tailpipe	(1)	<b>GEX3667</b>
Fitting Kit (For Above System)	(1)	<b>RT1161FK</b>


**SPRINT STANDARD STAINLESS STEEL SYSTEM RT1073SS & FITTING KIT RT1073FK**



**1850 STANDARD STAINLESS STEEL SYSTEM & FITTING KIT (1976 on)**



**1500 STAINLESS STEEL SYSTEM RT1160SS & FITTING KIT RT1160FK**



**SPORTS SYSTEM FOR SPRINT/1850 RT1096SS & FITTING KIT RT1096FK**

# SPORTS STAINLESS STEEL EXHAUST

### Sprint and 1850 (All Models)

<b>Sports System (Exc Front Pipe)</b>	(1)	<b>RT1096SS</b>
<i>Can be fitted to 1850 - use downpipe adaptor RT1218</i>		
Front Pipe (Not inc with System)	(1)	<b>TH26F</b>
Centre Silencer	(1)	<b>TH22</b>
Intermediate Pipe	(1)	<b>TH23</b>
Axle Pipe	(1)	<b>TH24</b>
Rear Silencer & Tailpipe	(1)	<b>TH25</b>
Fitting Kit (For Sports System)	(1)	<b>RT1096FK</b>
<i>Includes special Brackets, etc</i>		

DESCRIPTION QTY REQ. PART NO.

## Manual Gearbox

### Sprint Gearbox

Either 4 Speed Non Overdrive or 4 Speed with J'Type Overdrive.

### 1850 Gearbox

From 1972-74 - 3 Rail Type with or without J'Type Overdrive.

### 1850 Gearbox

From 1974/5 Onwards - Single Rail Type with or without J' Type Overdrive.

### 1500/1300 Gearbox

1976 Onwards - Single Rail Type (1500 O/D Option only).

### GEARBOX UNIT - RECON. (NON O/D TYPE)

Ready to accept Ancillaries. See also Gearbox, Gaskets & Seals.

Sprint	(1)	<b>RT1157R</b>
1850 (3 Rail) (Early)	(1)	<b>RG1012R</b>
1850 (Single Rail) (Late)	(1)	<b>RT1103R</b>
1500/1300 (Early Type)	(1)	<b>RL1020R</b>
<i>NB - Scroll Seal Type Bellhousing/Input Shaft.</i>		
1500/1300 (Late Type)	(1)	<b>RL1054R</b>
<i>NB - Rubber Oil Seal Type Bellhousing/Input Shaft.</i>		

### GEARBOX UNIT- RECON J'TYPE O/D (LESS O/D)

Ready to accept Ancillaries. See also Gearbox Gaskets & Seals.

Sprint	(1)	<b>RT1047R</b>
1850 (3 Rail) (Early)	(1)	<b>RT1170R</b>
1850 (Single Rail) (Late)	(1)	<b>RT1117R</b>
1500 (Early Type)	(1)	<b>RL1216R</b>
<i>NB - Scroll Seal Type Bellhousing/Input Shaft.</i>		
1500 (Late Type)	(1)	<b>RL1338R</b>
<i>NB - Rubber Oil Seal Type Bellhousing/Input Shaft.</i>		

\*Note: Ensure Overdrive is cleaned internally to avoid cross-contamination of dirty oil prior to fitting to Gearbox.

### GEARBOX UNIT - RECON INC O/D

Assembled with Overdrive less Solenoid and Ancillaries. See also Gearbox Gaskets & Seals.

Sprint	(1)	<b>RT1071R</b>
1850 (3 Rail) (Early)	(1)	<b>RT1106R</b>
1850 (Single Rail) (Late)	(1)	<b>RT1151R</b>
1500 (Early Type)	(1)	<b>RL1075R</b>
<i>NB - Scroll Seal Type Bellhousing/Input Shaft.</i>		
1500 (Late Type)	(1)	<b>RL1340R</b>
<i>NB - Rubber Oil Seal Type Bellhousing/Input Shaft.</i>		

### Gear Lever Gaiter (Rubber)

Sprint	(1)	<b>730405</b>
1850	(1)	<b>YKC1329</b>
Gear Lever Gaiter (fabric)	(1)	<b>YKC1581</b>
Gear Oil (EP90) Unipart 0.5 Litre (A/R)		<b>GGL190</b>

### GEARBOX RECONDITIONING KITS

Sprint (All Models)	(1)	<b>RR1121*</b>
<i>*inc Bearings, Synchro rings, Layshaft, Seal, Circlips, Snaprings, Gaskets, Reverse Gear.</i>		
1850		
3 Rail	(1)	<b>RL1060+</b>
Single Rail	(1)	<b>RL1218+</b>
1500/1300 (All Variants)	(1)	<b>RL1218+</b>
<i>*inc Bearings, Synchro rings, Layshaft, Seal, Thrust Washers, Circlips, Gaskets.</i>		

GEARBOX COMPONENTS - Please see next page.

## Overdrive

### OVERDRIVE UNIT (J' TYPE)

Less Solenoid, Rear Flange, Adaptor Plate and Speedo Drive Pinion.

Sprint/1850 (3-Rail)	(1)	<b>312377R</b>
1850/1500 (Single Rail)	(1)	<b>RKC684R</b>
Gear Oil (EP90) Unipart 0.5 Litre (A/R)		<b>GGL190</b>

### OVERDRIVE COMPONENTS (J'TYPE)

We stock a full range of overdrive components. If you can't find what you require listed here please enquire!

#### Solenoid (All Models)

New	(1)	<b>NKC41</b>
Recon	(1)	<b>NKC41R</b>
Cone Clutch - Recon	(1)	<b>NKC40R</b>
Clutch Spring	(1)	<b>NKC12</b>
Filter	(1)	<b>NKC23</b>
Gasket Set	(1)	<b>RS1630</b>
Oil Seal (Rear)	(1)	<b>NKC39A</b>
Angle Drive	(1)	<b>120694</b>
Angle Drive Adaptor	(1)	<b>NKC43</b>
Overdrive Knob & Switch	(1)	<b>153515</b>
Overdrive Knob Switch Cap only	(1)	<b>153515C</b>
Overdrive Wiring Harness	(1)	<b>159613</b>

DESCRIPTION QTY REQ. PART NO.

## Manual Gearbox and Overdrive



**SPRINT GEAR LEVER GAITER (RUBBER).**

## Gaskets & Oil Seals

### Manual Gearbox and Overdrive

<b>Gasket (Front of Gearbox)</b>		
Sprint (Nose Extension)	(1)	<b>59537</b>
1850/1500/1300 (Bellhousing To Casing)		
Single Rail	(1)	<b>UKC4128</b>
3 Rail	(1)	<b>122569</b>
<b>Gasket (Top of Gearbox)</b>		
Sprint	(1)	<b>105758</b>
1850/1500/1300		
Single Rail	(1)	<b>22G1911</b>
Single Rail (Breather Cover) (O/D Models)	(1)	<b>UKC2937</b>
3 Rail (Remote)	(1)	<b>120305</b>
3 Rail (Top Cover)	(1)	<b>22G1911</b>
<b>Gasket (Rear of Gearbox)</b>		
Sprint	(1)	<b>132465</b>
1850/1500/1300		
Single Rail	(1)	<b>22G1420</b>
3 Rail	(1)	<b>106437</b>
<b>Gasket (All Models)</b>		
Overdrive To Adaptor	(1)	<b>37H1901</b>
Overdrive Mid Casing	(1)	<b>NKC86</b>
Overdrive Rear Casing	(1)	<b>NKC87</b>
Overdrive Sump	(1)	<b>NKC76</b>
<b>Oil Seal</b>		
Front of Gearbox		
Sprint	(1)	<b>141756</b>
1850/1500/1300	(1)	<b>132292</b>
<i>(Bellhousing) When fitted</i>		
Rear of Gearbox or O/D		
Sprint		
Non O/D	(1)	<b>146129</b>
O/D	(1)	<b>NKC39A</b>
1850/1500/1300		
Non O/D	(1)	<b>88G564</b>
O/D	(1)	<b>NKC39A</b>



**GEAR LEVERS - REFER TO NEXT PAGE.**

DESCRIPTION QTY REQ. PART NO.

## EXCHANGE GEARBOXES & OVERDRIVES FROM STOCK

## Automatic Gearbox

### AUTOMATIC GEARBOX (LESS TORQUE CONVERTER)

Sprint (Recon)	(1)	<b>AAU1899R</b>
1850 (Recon)	(1)	<b>RT1075R</b>
1500 (Recon)	(1)	<b>RT1267R</b>
<b>Torque Converter</b>		
Sprint/1850 (Recon)	(1)	<b>601000R</b>
1500 (Recon)	(1)	<b>520009R</b>
<b>Gear Oil (ATF) Unipart</b>		
0.5 Litre	(A/R)	<b>GGL175</b>
5 Litre	(A/R)	<b>GGL505</b>

### AUTOMATIC GEARBOX COMPONENTS

<b>Flywheel/Drive Plate</b>		
Sprint/1850	(1)	<b>TKC413</b>
<b>Oil Cooler</b>		
Sprint/1850	(1)	<b>313388</b>
<b>Oil Cooler Flexi Pipes</b>		
Sprint/1850	(2)	<b>151210</b>
Oil Cooler Steel Pipe (Cooler To Flexi)(1)		<b>219206</b>
Sump Gasket (All Models)	(1)	<b>AAU8434A</b>
Inhibitor Switch (All Models)	(1)	<b>RTC36</b>
<b>Kickdown Cable</b>		
Sprint/1850 Late	(1)	<b>218008</b>
1850 Early/1500	(1)	<b>218007</b>
Drive Flange (Output) (All Models)	(1)	<b>155755</b>
Oil Seal Rear (All Models)	(1)	<b>37H6987</b>
Auto Gear Lever Knob	(1)	<b>216665</b>
Speedo Drive Worm Gear (All Models) (1)		<b>22G1753</b>
<b>Speedo Drive Pinion</b>		
Sprint	(1)	<b>219002</b>
1850	(1)	<b>219001</b>
1500	(1)	<b>219003</b>

## Speedo Cables

<b>Speedo Cables</b>		
Sprint		
Non O/D	(1)	<b>GSD289</b>
O/D To 1976	(1)	<b>GSD311</b>
O/D 1976 On	(1)	<b>GSD293</b>
Auto To 1976	(1)	<b>GSD311</b>
Auto 1976 On	(1)	<b>GSD311</b>
1850		
Non O/D 1976	(1)	<b>GSD261</b>
Non O/D 1976 On	(1)	<b>GSD287</b>
O/D To 1976	(1)	<b>GSD272</b>
O/D 1976 On	(1)	<b>GSD300</b>
Auto	(1)	<b>GSD287</b>
1500HL		
Non O/D	(1)	<b>GSD287</b>
O/D	(1)	<b>GSD300</b>
Auto	(1)	<b>GSD287</b>
1500/1300		
Non O/D	(1)	<b>GSD287</b>
Angle Drive (Gearbox)	(1)	<b>120694</b>

# GEARBOX (MANUAL) COMPONENTS

We have listed here a selection of major gearbox components.  
We also stock a comprehensive range of parts which are too numerous to list here.  
If the part(s) you want are not listed, please telephone or fax with your requirements  
and we will consult factory parts listings and quote accordingly.

## Key:- Gearbox Nos

A = VA8298 (Sprint)  
B = WF50001 (1850)  
C = WH17 (1850)  
D = WM1 (1850)  
E = DR1 (1500)

MODEL	SPRINT	1850 3 RAIL	1850 SINGLE RAIL	EARLY 1500 TO DR8862 SINGLE RAIL	LATE 1500 DR8863 ON SINGLE RAIL	EARLY 1300 TO DN31479 SINGLE RAIL	LATE 1300 DN31480 ON SINGLE RAIL
PART DESCRIPTION	PART NUMBER	PART NUMBER	PART NUMBER	PART NUMBER	PART NUMBER	PART NUMBER	PART NUMBER
Gearbox Unit	RT1157R (NON O/D) RT1071R (INC O/D) RT1047R (LESS O/D)	RG1012 (NON O/D) RT1106R (INC O/D) RT1170R (LESS O/D)	RT1103R (NON O/D) RT1151R (INC O/D) RT1117R (LESS O/D)	RL1020 (NON O/D) RL1075R (INC O/D) RL1216R (LESS O/D)	RL1054R (NON O/D) RL1340R (INC O/D) RL1338R (LESS O/D)	RL1020R	RL1054R
Input/1st Motion Constant Pinion Shaft	219173	216972	TKC1268	TKC1267	TKC3259	TKC1267	TKC3259
1st Speed Gear	152803	154821	UKC3394 (B TO C) TKC3001 (C ON)	TKC3001	TKC3001	TKC3001	TKC3001
2nd Speed Gear	216802 (TO A) TKC454 (A ON)	155206	UKC3364 (TO D) UKC7874 (D ON)	TKC3002	TKC3002	TKC3002	TKC3002
3rd Speed Gear	152772	UKC4454	UKC4454	TKC3003	TKC3003	TKC3003	TKC3003
1st & 2nd Synchro Hub	153843	156911	156911 (TO D) UKC8748 (D ON)	156911	156911	156911	156911
3rd & 4th Synchro Hub	153844	156968	156968	156968	156968	156968	156968
Synchro/ Baulk Ring	113431 (4)	150328 (4)	150328 (4)	150328 (4)	150328 (4)	150328 (4)	150328 (4)
Lay Gear Cluster	UKC662	UKC3196	UKC3196 (TO D) UKC8963 (D ON)	154829	154829	154829	154829
Lay Shaft	128105	144595	144595	144595	144595	144595	144595
Reverse Gear	128110	144580	144580 (TO D) UKC8750 (D ON)	144580	144580	144580	144580
Reverse Idler Spindle	129937	113071	113071	113071	113071	113071	113071
Bearing (Large) Input/Mainshaft	58391 (2)	104433 (2)	104433 (2)	104433 (2)	104433 (2)	104433 (2)	104433 (2)
Needle Roller Bearing Input Shaft	158368	144782	13H9513	13H9513	13H9513	13H9513	13H9513
Needle Roller Bearing Layshaft	150339 (2)	119893	119893	119893	119893	119893	119893
Gearbox Nose Extension	156365	132078	132078	122566 (SCROLL SEAL TYPE)	UKC7926 (RUBBER SEAL TYPE)	122566 (SCROLL SEAL TYPE)	UKC7926 (RUBBER SEAL TYPE)
Rear Output Flange	160293 (O/D) 138872 (NON O/D)	160286 (O/D) 155755 (NON O/D)	160286 (O/D) 155755 (NON O/D)	160286 (O/D) 155755 (NON O/D)	160286 (O/D) 155755 (NON O/D)	155755	155755
Mainshaft O/D Type	218337 (TO A) TKC832 (A ON)	TKC899	RKC767	RKC767	RKC767	N/A	N/A
Mainshaft Non O/D Type	216867 (TO A) TKC743 (A ON)	TKC533	RKC722	RKC722	RKC722	RKC722	RKC722
Gearbox Main Casing	210622	306468	RKC461	RKC461	RKC461	RKC461	RKC461
Bell Housing	N/A	156405	UKC3477	UKC3478	312151	UKC3478	312151
Gearbox Rear Extension Non O/D	137621	519999	BHM5061	BHM5061	BHM5061	BHM5061	BHM5061
Recon Kits	RR1121	RL1060	RL1218	RL1218	RL1218	RL1218	RL1218
Gear Lever	153447	159464 (O/D) 152797 (NON O/D)	UKC3283 (O/D) UKC3282 (NON O/D)	UKC3283 (O/D) UKC3282 (NON O/D)	UKC3283 (O/D) UKC3282 (NON O/D)	UKC3282	UKC3282
Gear Knob	153515 (O/D) UKC4814 (NON O/D)	155030 (O/D) UKC7615 (NON O/D)	155030 (O/D) UKC7615 (NON O/D)	155030 (O/D) UKC7615 (NON O/D)	155030 (O/D) UKC7615 (NON O/D)	UKC7615	UKC7615
Gear Lever Bush/Bush Kit	N/A	519770 (BUSH KIT)	DAM3045	DAM3045	DAM3045	DAM3045	DAM3045
Speedo Drive Worm Gear	NKC45 (O/D) 139031 (NON O/D)	NKC45 (O/D) 157028 (NON O/D)	NKC45 (O/D) 22G1753 (NON O/D)	NKC45 (O/D) 22G1753 (NON O/D)	NKC45 (O/D) 22G1753 (NON O/D)	22G1753	22G1753
Speed Drive Pinion	AEU1578 (O/D) 136422 (NON O/D)	NKC48 (O/D) 157023 (NON O/D)	AEU1578 (O/D) 219003 (NON O/D)	AEU1578 (O/D) 219005 (TO E) (NON O/D) 219003 (E ON) (NON O/D)	AEU1578 (O/D) 219003 (NON O/D)	219006	219006

DESCRIPTION QTY REQ. PART NO.

## Propshaft

Propshaft		
Sprint Manual (Reconditioned)	(1)	<b>RKC1840R</b>
Sprint Auto (Reconditioned)	(1)	<b>RKC1841R</b>
1850 Manual (Reconditioned)	(1)	<b>RKC659R</b>
1850 Auto (Reconditioned)	(1)	<b>312053R</b>
1500/1300 (New)	(1)	<b>RKC721</b>
Propshaft U/J (A/R) <b>GUJ115</b>		
Propshaft Centre Carrier	(1)	<b>37H8019</b>
Propshaft Bolt		
To Diff	(4)	<b>144961A</b>
To Manual Gearbox	(4)	<b>107960</b>
To Auto Gearbox	(4)	<b>144961A</b>
Propshaft Nut (All Models)	(8)	<b>TN3209</b>

## Differential/Axle & Components

FOR PARTS NOT LISTED, PLEASE ENQUIRE.

Rear Axle Assembly (Less Halfshafts)		
Sprint		
Recon	(1)	<b>UKC9500R</b>
Recon (With new Quaife LSD Unit)	(1)	<b>UKC9500RLSD</b>
LSD Unit only (Quaife)	(1)	<b>RKC2026Q</b>
1850		
Manual (3.63:1) Recon	(1)	<b>UKC8939R</b>
Auto (3.27:1) Recon	(1)	<b>UKC8940R</b>
1500 (3.89:1) Recon	(1)	<b>UKC1491R</b>
1300 (4.1:1) Recon	(1)	<b>UKC1490R</b>
Diff Centre only		
1850		
Manual (3.63:1)	(1)	<b>TKC2619</b>
Auto (3.27:1)	(1)	<b>TKC2768</b>
1500 (3.89:1) Recon	(1)	<b>UKC1493R</b>
1300 (4.1:1) Recon	(1)	<b>UKC1492R</b>
Gear Oil (EP90) Unipart(0.5 Litres)(A/R)		<b>GGL190</b>
Axle Casing - 1850/1500/1300	(1)	<b>313156</b>
Brand new - Super price!		
Crownwheel & Pinion		
Sprint (3.45) (Collapsible Spacer Type)	(1)	<b>UKC547</b>
1850 Manual (3.63)	(1)	<b>159802</b>
1850 Auto (3.27)	(1)	<b>159803</b>
1500 (3.89)	(1)	<b>159801</b>
1300 (4.1)	(1)	<b>159799</b>
Pinion Oil Seal		
Sprint	(1)	<b>100898</b>
1850/1500/1300	(1)	<b>DAM5079</b>
Pinion Bearing		
Sprint	(1)	<b>100422</b>
1850/1500/1300	(1)	<b>134070</b>
Pinion Drive Flange		
Sprint	(1)	<b>160272</b>
1850/1500/1300	(1)	<b>UKC764</b>
Pinion Lock Nut (all)		
Gasket	(1)	<b>159394</b>
Sprint (Rear Cover)	(1)	<b>101359</b>
1850/1500/1300		
Front Casing	(1)	<b>114749</b>
Side Casing (Wheel bearing)	(2)	<b>GFG117</b>
Axle Breather	(1)	<b>21H6060</b>
Axle Plug	(1)	<b>114774</b>

**LIMITED SLIP DIFF CLUTCH THRUST PLATES - SPRINT**



Limited Slip Diff Clutch Thrust Plates (Set) **RTC2023**  
For factory original type LSD.

DESCRIPTION QTY REQ. PART NO. DESCRIPTION QTY REQ. PART NO.



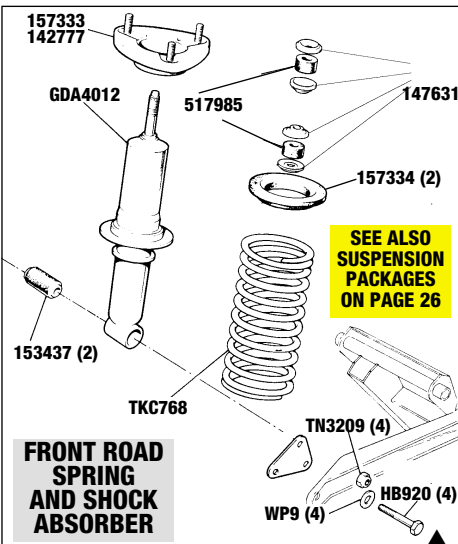
EXCHANGE UNITS EX-STOCK



Half Shaft			Rear Hub seal		
Sprint	(2)	<b>TKC335</b>	Inner		
1850/1500/1300			Sprint	(2)	<b>GHS185</b>
With 3/16" Keyway	(2)	<b>218051</b>	1850/1500/1300	(2)	<b>GHS181</b>
With 1/4" Keyway	(2)	<b>RKC4392</b>	Outer		
<i>Vin 105750 on.</i>			Sprint	(2)	<b>GHS162</b>
Rear Hub			1850/1500/1300	(2)	<b>GHS184</b>
Sprint (7/16" Stud Type)	(2)	<b>UKC5494</b>	Rear Hub Bearing Adjusting Shim (Sprint)		
1850/1500/1300			0.006"	(A/R)	<b>36583</b>
3/16" Key Way	(2)	<b>155795</b>	0.008"	(A/R)	<b>38264</b>
1/4" Key Way	(2)	<b>ULC3196</b>	Wheel Studs (Front or Rear)		
<i>Vin 105750 on.</i>			Sprint (Early) /1850/1500/1300		
Woodruf Key (Halfshaft/Hub) -			3/8" UNF	(16)	<b>21H5774</b>
1850/1500/1300			Sprint (Late) 7/16" UNF (16) <b>UKC5475</b>		
3/16" Key Way	(2)	<b>104581</b>			
1/4" Key Way	(2)	<b>UKC1217</b>			
<i>Vin 105750 on.</i>					
Wheel Bearing Kit (Per Wheel)					
<i>Includes bearings &amp; hub seals.</i>					
Sprint	(2)	<b>GHK1144</b>			
1850/1500/1300	(2)	<b>GHK1007</b>			

**WE STOCK A FULL RANGE OF DIFF BEARINGS & COMPONENTS.**  
*Please Enquire*





## Front Suspension

See also 'Suspension Packages' on page 26.

### FRONT SPRING & SHOCK ABSORBER

#### Front Road Spring (All Models)

Standard	(2)	<b>TKC768</b>
Heavy Duty (Standard Ride Height)	(2)	<b>TKC768HD</b>
Uprated (175lb lowered 1")	(2)	<b>TKC768UR</b>

#### Front Shock Absorber (All Models)

Standard (each)	(2)	<b>GDA4012</b>
Spax Adjustable (pair)	(1)	<b>GDA4012Spax</b>
Spax Adjustable (pair) inc Spring Seat	(1)	<b>GDA4012SpaxAS</b>
Gaz Adjustable (pair)	(1)	<b>GDA4012Gaz</b>
Gaz Adjustable (pair) inc Spring Seat	(1)	<b>GDA4012GazAS</b>

#### Adjusting Spanner for above

Front Shock Absorber Bushes	(1)	<b>RT1221</b>
-----------------------------	-----	---------------

#### Lower

Standard	(2)	<b>153437</b>
Polyurethane	(2)	<b>153437P</b>

#### Upper

Standard	(4)	<b>517985</b>
Polyurethane	(4)	<b>517985P</b>
Washer (Dished) (For Upper Bushes) (8)		<b>147631</b>

#### Front Shock Absorber Lower Mounting Bolt & Nut

##### All Models

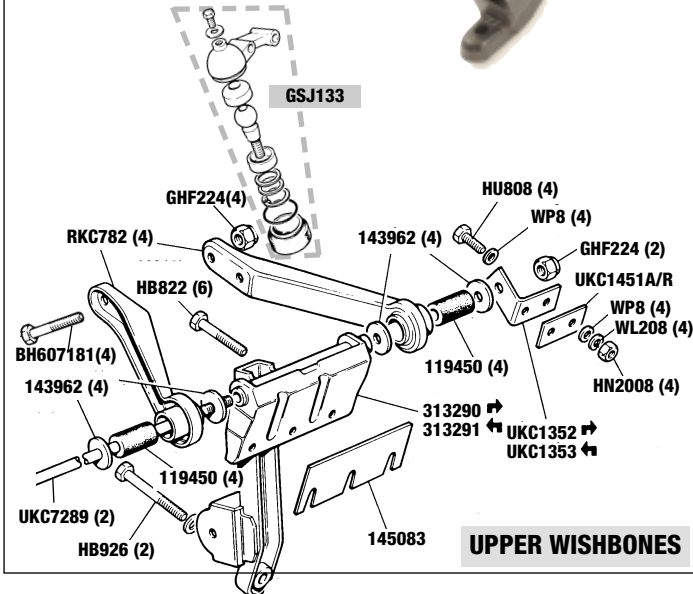
Bolt	(4)	<b>BH606201</b>
Nut	(4)	<b>TN3209</b>
Washer	(4)	<b>GHF302</b>

#### Front Spring Upper Mounting Plate

Sprint/1850	(2)	<b>157333</b>
1500/1300	(2)	<b>142777</b>
Nyloc Nut For Plate	(6)	<b>GHF222</b>

#### Front Spring Insulator Rubber

	(2)	<b>157334</b>
--	-----	---------------



## Front Wishbones, Ball Joints & Bushes

### BALL JOINTS (All Models)

Upper Ball Joint	(2)	<b>GSJ133</b>
Lower RH Ball Joint	(1)	<b>GSJ135</b>
Lower LH Ball Joint	(1)	<b>GSJ136</b>
Set of 4 Ball Joints	(1)	<b>GSJ133-5-6</b>

### BUSHES

Upper Wishbone Bush		
Sprint/1850 (Early)	(4)	<b>153184</b>
Sprint to VA10235 (1976) 1850 to WF48705 (1976)		
All Models 1976 On		
Sprint/1850 from above Chassis Nos.(1976 on) plus all 1300/1500 Models.		
Standard	(4)	<b>119450</b>
Polyurethane	(4)	<b>119450P</b>
Lower Wishbone Bush (All Models)		
Bush/Bearing	(2)	<b>216903</b>
Bush/Bearing Seal	(4)	<b>216909</b>
Bush/Bearing Seal Cover	(4)	<b>216907</b>
Lower Drag Strut Bush (All Models)		
Standard	(4)	<b>152588</b>
Polyurethane	(4)	<b>152588P</b>
Lower Drag Strut Washer	(4)	<b>152647</b>

### UPPER WISHBONE ARMS RKC782



### UPPER & LOWER WISHBONES (ALL MODELS)

Mounting Bracket		
RH	(1)	<b>313290</b>
LH	(1)	<b>313291</b>
Plate Washer for Bracket	(2)	<b>145083</b>
Upper Wishbone Arm (All Models)	(4)	<b>RKC782</b>
Bolt (Wishbone Arm To Ball Joint)	(4)	<b>BH607181</b>
Nut (Wishbone Arm To Ball Joint)	(4)	<b>GHF224</b>
Fulcrum Pin (Upper Wishbone)	(2)	<b>UKC7289</b>
Lower Wishbone Arm (All Models)	(2)	<b>UKC1698</b>
Pivot Bolt (For Above)	(2)	<b>216901</b>
Pivot Nut (For Above)	(2)	<b>GHF223</b>
Drag Strut (To Chassis) (All Models)	(2)	<b>218482</b>
Securing Bolt (For Above)	(2)	<b>BH607181</b>
Securing Nut (For Above)	(2)	<b>GHF224</b>



FRONT SUSPENSION MOUNTING BRACKETS  
313290  
313291

## POLYURETHANE BUSH KIT SEE PAGE 27



## BUSH KIT - FRONT SUSPENSION (CAR SET)

Inc 4-Upper & 2 Lower Wishbone Bushes, 4 Bush Seals, 4 Drag Strut Bushes, 4 Upper & 2 Lower Shock Absorber Bushes, 2 Anti-Roll Bar Bushes.

### Sprint/1850 (Early To 1976)

Standard	(1)	<b>RT1045Early</b>
Polyurethane*	(1)	<b>RT1045EarlyP</b>

### All Models (1976 On)

Standard	(1)	<b>RT1045Late</b>
Polyurethane*	(1)	<b>RT1045LateP</b>

\*Note:- We can supply Polyurethane bushes in the above kits, where available. Please check latest price guide for availability of individual bushes in this material.

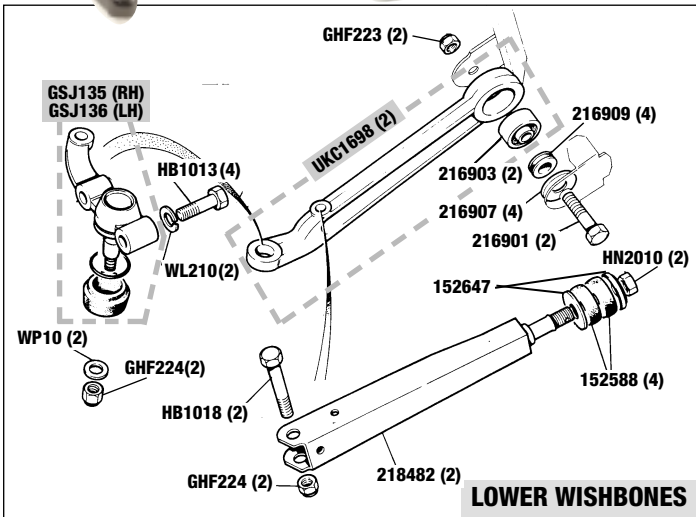
If poly versions of each bush are not currently available, we will supply a mix of standard and polyurethane to fulfill an order.



FRONT SUSPENSION STANDARD BUSH KIT  
RT1045LATE



LOWER WISHBONES  
UKC1698



DESCRIPTION QTY REQ. PART NO.

## Front Hub & Vertical Link

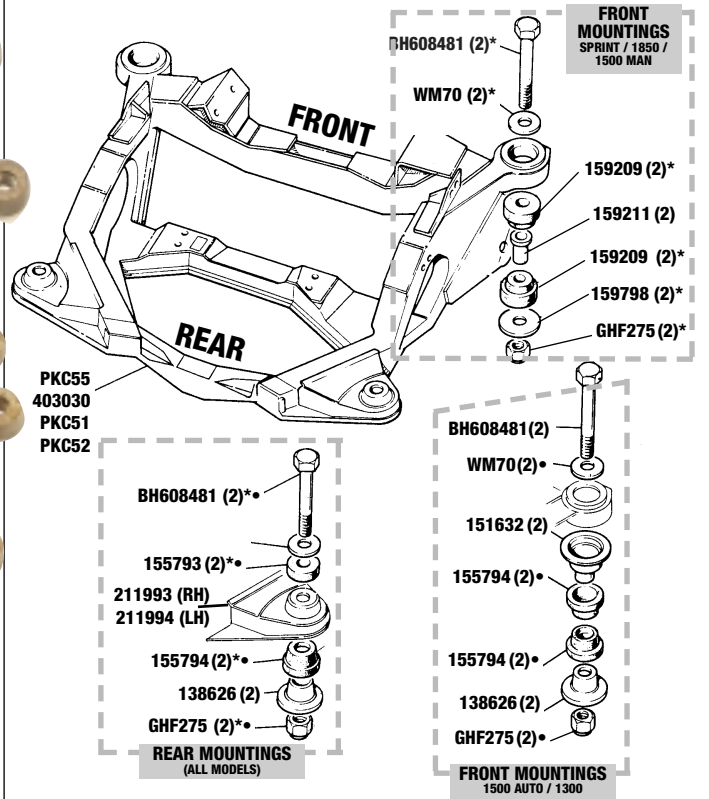
Front Vertical Link (All Models)	(2)	<b>311449</b>
Stub Axle	(2)	<b>154931</b>
Stub Axle Securing Nut	(2)	<b>252165</b>
Front Hub Assy		
Sprint (Early) (3/8" UNF Studs)	(2)	<b>UKC868</b>
Sprint (Late) (7/16" UNF Studs)	(2)	<b>UKC5493</b>
<i>NB - We supply UKC868 Plus Studs to convert.</i>		
1850/1500/1300	(2)	<b>UKC868</b>
Wheel Studs (Front or Rear)		
Sprint (Early)/1850/1500/1300 (3/8" UNF)	(16)	<b>21H5774</b>
Sprint (Late) (7/16" UNF)	(16)	<b>UKC5475</b>
Wheel Nuts (Re-made in Steel)		
Sprint (Early To 1976) (3/8" UNF)		
Set 16	(1)	<b>UKC849SK</b>
Each	(16)	<b>UKC849S</b>
Sprint (Late 1976 On) (7/16" UNF)		
Set 16	(1)	<b>UKC5476SK</b>
Each	(16)	<b>UKC5476S</b>
Wheel Nuts (Original Alloy)		
Sprint (Early To 1976) (3/8" UNF)		
Set 16	(1)	<b>UKC849K</b>
Each	(16)	<b>UKC849</b>
Sprint (Late 1976 On) (7/16" UNF)		
Set 16	(1)	<b>UKC5476K</b>
Each	(16)	<b>UKC5476</b>
Locking Wheel Nuts (Set 4)		
Sprint (Early To 1976) (3/8" UNF)		
Set 4	(1)	<b>RT1132 Early</b>
Sprint (Late 1976 On) (7/16" UNF)		
Set 4	(1)	<b>RT1132 Late</b>
Wheel Nuts		
1850/1500/1300 (Steel)	(16)	<b>113087</b>
1500S (Chrome)	(16)	<b>21H6210</b>
1500S (Stainless Steel)	(16)	<b>21H6210SS</b>

DESCRIPTION QTY REQ. PART NO.




**VERTICAL LINKS**  
**311449**

## FRONT SUB FRAME




Front Wheel Bearing Kit (Per Wheel) Includes 2 Bearings & Seal	(2)	<b>GHK1011</b>
Front Hub Grease Cap (All Models)	(2)	<b>132665</b>



**FRONT HUBS**

## Front Subframe

Sprint	(1)	<b>PKC52</b>
1850	(1)	<b>PKC51</b>
1500 Manual	(1)	<b>PKC55</b>
1500 Auto	(1)	<b>403030</b>
1300	(1)	<b>PKC55</b>
Corner Mounting Bracket (Rear) RH Only	(1)	<b>211993</b>
Mounting Bushes (Subframe) Front (Upper & Lower)		
Sprint/1850/1500 Manual		
Standard	(4)	<b>159209</b>
Hard	(4)	<b>159209H</b>
Polyurethane	(4)	<b>159209P</b>
1500 Auto/1300		
Standard	(4)	<b>155794</b>
Hard	(4)	<b>155794H</b>
Polyurethane	(4)	<b>155794P</b>
Rear (Upper) (All Models)		
Standard	(2)	<b>155793</b>
Hard	(2)	<b>155793H</b>
Polyurethane	(2)	<b>155793P</b>
Rear (Lower) (All Models)		
Standard	(2)	<b>155794</b>
Hard	(2)	<b>155794H</b>
Polyurethane	(2)	<b>155794P</b>



**FRONT SUBFRAME**



## Mounting Hardware (Subframe)

Bolt (Front) (All Models)	(2)	<b>BH608481</b>
Bolt (Rear) (All Models)	(2)	<b>BH608401</b>
Nut (Front or Rear) (All Models)	(4)	<b>GHF275</b>
Cup Washer - Rear Lower		
Mounting Bush (All Models)	(2)	<b>138626</b>


**FRONT ANTI-ROLL BAR**

## Front Anti-Roll Bar & Mountings

Front Anti-Roll Bar (All Models)	(1)	<b>218416</b>
Mounting Bush		
Standard	(2)	<b>153676</b>
Polyurethane	(2)	<b>153676P</b>
Bush Retainer		
Front (Bush retainer)	(2)	<b>153669</b>
Back (Plate)	(2)	<b>154868</b>
Link Assy - Roll Bar End	(2)	<b>153735A</b>

## SUBFRAME MOUNTING BUSH & BOLT KIT

Includes All Rubber Bushes, Bolts, Nuts, Washers to mount Subframe.






















**SUBFRAME MOUNTING KIT INCLUDING POLYURETHANE BUSHES RT1176P**

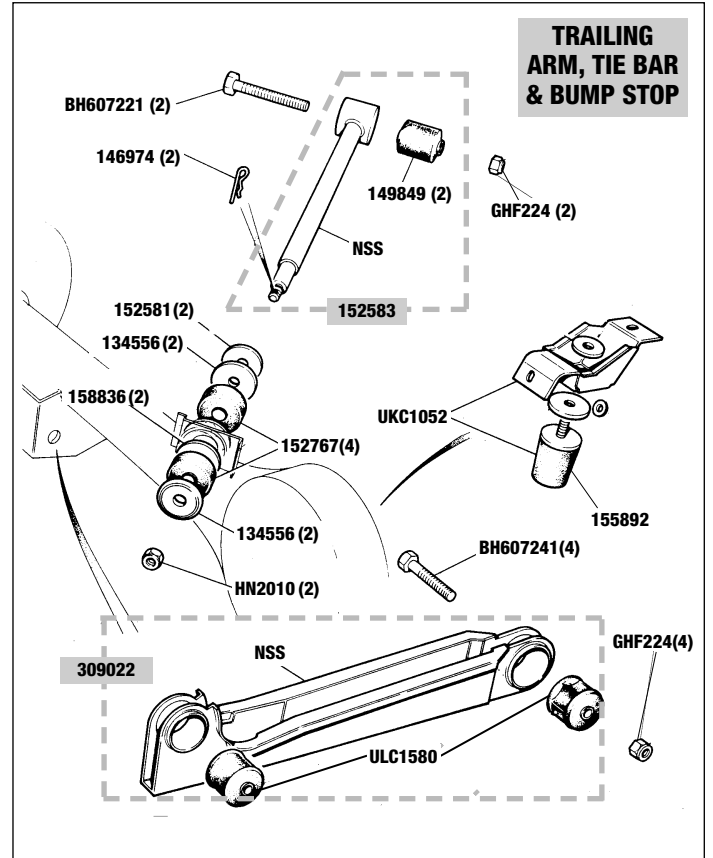
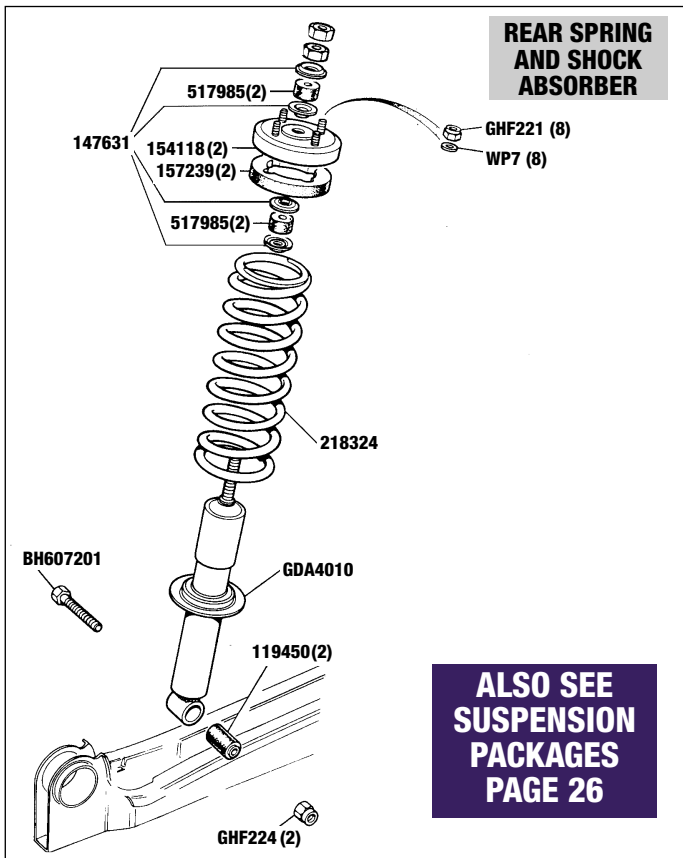
Sprint/1850/1500 Manual		
<i>Includes items marked * on Diagram</i>		
Standard Bushes	(1)	<b>RT1176</b>
Hard Bushes	(1)	<b>RT1176H</b>
Polyurethane Bushes	(1)	<b>RT1176P</b>
1500 Auto/1300		
<i>Includes items marked • on Diagram</i>		
Standard Bushes	(1)	<b>RT1177</b>
Hard Bushes	(1)	<b>RT1177H</b>
Polyurethane Bushes	(1)	<b>RT1177P</b>

# SHOCK ABSORBER & SPRING PACKAGES

**SUSPENSION PACKAGES**

ALL MODELS KIT COMPRISING:	STANDARD SPECIFICATION	GAZ SHOCKS		SPAX	
	SHOCK ABSORBERS	ADJUSTABLE SHOCK ABSORBERS	ADJUSTABLE <i>INC. SPRING SEAT</i> SHOCK ABSORBERS	ADJUSTABLE SHOCK ABSORBERS	ADJUSTABLE <i>INC. SPRING SEAT</i> SHOCK ABSORBERS
<b>4 Shock Absorbers</b>	 RT1268	 RT1181G	 RT1183G	 RT1181	 RT1183
<b>4 Shock Absorbers &amp; 4 Standard Springs</b>	 RT1269	 RT1273G	 RT1274G	 RT1273	 RT1274
<b>4 Shock Absorbers &amp; 4 Springs</b> <i>Heavy Duty. Standard Ride Height</i>	 RT1275	 RT1276G	 RT1277G	 RT1276	 RT1277
<b>4 Shock Absorbers &amp; 4 Springs</b> <i>Upgraded (175lb). 1" Lower Ride Height</i>	NOT APPLICABLE	 RT1182G	 RT1184G	 RT1182	 RT1184





## Rear Suspension

### REAR SPRING & SHOCK ABSORBER

See also 'Suspension Packages' page 26.

#### Rear Road Spring (All models)

Standard	(2)	218324
Heavy Duty (Standard Ride Height)	(2)	218324HD
Up rated (175lb, Lowered 1")	(2)	218324UR

#### Rear Shock Absorber (All Models)

Standard (each)	(2)	GDA4010
Spax Adjustable (pair)	(1)	GDA4010Spax
Spax Adjustable (pair)	(1)	GDA4010Spaxas
<i>Inc. Spring Seat</i>		
Gaz Adjustable (pair)	(1)	GDA4010Gaz
Gaz Adjustable (pair)	(1)	GDA4010Gazas
<i>Inc. Spring Seat</i>		

Adjusting Spanner for above (1) RT1221

#### Rear Shock Absorber Bushes

<b>Lower</b>		
Standard	(2)	119450
Polyurethane	(2)	119450P

<b>Upper</b>		
Standard	(4)	517985
Polyurethane	(4)	517985P

Washer (Dished) (For Upper Bushes) (8) 147631

#### Rear Shock Absorber Lower Mounting

Bolt	(2)	BH607201
Nut	(2)	GHF224

Rear Spring Upper Mounting Plate (2) 154118

Nyloc Nut for Plate (8) GHF221

Rear Spring Insulator Rubber (2) 157239

## Rear Trailing Arm, Tie Bar & Bushes

### BUSHES

#### Trailing Arm Bush

Standard	(4)	ULC1580
Hard	(4)	ULC1580H
Polyurethane	(4)	ULC1580P

#### Tie Bar Bush Inner (on car)

Standard	(2)	149849
Polyurethane	(2)	UKC5514P

#### Tie Bar Bush Outer (on axle)

Standard	(4)	152767
Polyurethane	(4)	152767P

Bump Stop (2) 155892

Bump Stop & Bracket (2) UKC1052



### TRAILING ARM & TIE BAR

Trailing Arm Assy (Std. Bushes)	(2)	309022
Bolt (For Above)	(4)	BH607241
Nut (For Above)	(4)	GHF224
<b>Tie Bar</b>		
New	(2)	152583
Recon	(2)	152583R
Tie Bar Bolt (For Above)	(2)	BH607221
Tie Bar Nut (For Above)	(2)	GHF224
Washer (Rubber Retaining)	(2)	134556
Nylon Washer (Bracket)	(2)	158836
Nut (Tie Bar End)	(2)	HN2010
Cotter Pin	(2)	146974

## Rear Anti-Roll Bar

Anti-Roll Bar - Sprint/1850	(1)	217661
Mounting Bolt	(4)	107960
Washer for above	(4)	GHF302
Nut for above	(4)	GHF223



## BUSH & BOLT KIT

### REAR SUSPENSION (CAR SET)

Kit Includes:- 4 Trailing Arm Bushes, Bolts & Nuts, 2 Inner, 4 Outer Tie Bar Bushes, Bolts & Nuts.

### BUSH & BOLT KITS

Standard Bushes	(1)	RT1185
Standard Bushes & Hard Trailing Arm Bushes	(1)	RT1185H
All Polyurethane Bushes	(1)	RT1185P



## POLYURETHANE BUSH KIT (CAR SET)

Kit Includes:- Front Upper Wishbone Bushes (Late '76 on Models only), Lower Drag Strut Bushes, Upper Shock Absorber Bushes, Subframe Bushes, Rear Trailing Arm Bushes, Rear Tie Bar Bushes and Steering Rack Mounting Bushes.

Please refer to 'Standard' for Bushes not included in these kits.

### POLY BUSH - CAR SET

Sprint/1850 (Early to 1976)	(1)	RT1270
Sprint/1850 (Late 1976 on) and 1500 Manual	(1)	RT1271
1500 Auto/1300	(1)	RT1272

DESCRIPTION QTY REQ. PART NO.

## Alloy Wheels & Components

Road Wheel - Alloy		
5 1/2 J x 13" (Original Sprint)	(5)	<b>RKC219</b>
Wheel Centre (For Alloy Wheel)	(4)	<b>UKC850</b>
Alloy Road Wheel Kit		
Original Sprint, inc 4 Wheels, 4 Centres, 16 Steel Nuts		
Wheel Kit (Early Wheel Nuts 3/8" UNF)	(1)	<b>RT1125</b>
Wheel Kit (Late Wheel Nuts 7/16" UNF)	(1)	<b>RT1126</b>
Wheel Nuts (For Sprint Alloys) (Original Spec - Alloy)		
Sprint (Early To 1976) (3/8" UNF)		
Each	(16)	<b>UKC849</b>
Set 16	(1)	<b>UKC849K</b>
Sprint (Late 1976 On) (7/16" UNF)		
Each	(16)	<b>UKC5476</b>
Set 16	(1)	<b>UKC5476K</b>
Wheel Nuts (For Sprint Alloys) (Re-made in Steel)		
Sprint (Early To 1976) (3/8" UNF)		
Each	(16)	<b>UKC849S</b>
Set 16	(1)	<b>UKC849SK</b>
Sprint (Late 1976 On) (7/16" UNF)		
Each	(16)	<b>UKC5476S</b>
Set 16	(1)	<b>UKC5476SK</b>
Locking Wheel Nuts (For Sprint Alloys)		
Sprint (Early To 1976) (3/8" UNF)		
Set 4	(1)	<b>RT1132 Early</b>
Sprint (Late 1976 On) (7/16" UNF)		
Set 4	(1)	<b>RT1132 Late</b>
Wheel Studs		
Sprint (Early) (3/8" UNF)	(16)	<b>21H5774</b>
Sprint (Late) (7/16" UNF)	(16)	<b>UKC5475</b>



Wheel Wax (225g) (A/R) **RX1262**  
Keep your Alloys clean & protected.

DESCRIPTION QTY REQ. PART NO.



## MINILITE REPLICA ROADWHEELS

As an attractive alternative to the standard Sprint Alloys or 1850/1500/ 1300 Steel Wheels, consider a set of lightweight Minilite Replica wheels. Made from Aluminium, they are available in 5.5J x 13" for standard fitment or 6J x 13".

Wheel Kit (Inc. 4 Wheels, 4 Centres & 16 Nuts)		
5.5J x 13"		
For use with 3/8" Studs	(1)	<b>RT1229/5.5</b>
For use with 7/16" Studs	(1)	<b>RT1232/5.5</b>
6J x 13"		
For use with 3/8" Studs	(1)	<b>RT1229/6.0</b>
For use with 7/16" Studs	(1)	<b>RT1232/6.0</b>
Wheel only		
5.5J x 13"	(4)	<b>RL1470/5.5</b>
6J x 13"	(4)	<b>RT1230</b>
Centre Cap only	(4)	<b>RT1231</b>
Wheel Nut only		
3/8" UNF	(16)	<b>RL1471</b>
7/16" UNF	(16)	<b>RM8239</b>

DESCRIPTION QTY REQ. PART NO.

## Steel Wheels & Components

Road Wheel - Steel		
1850/1500 & HL/1300	(4)	<b>151545</b>
1500S	(4)	<b>TKC4677</b>
Wheel Trim (Hubcap)		
1850 (To 1976) (Metal Trim inc Badge)	(4)	<b>724666</b>
1850/1500HL (Plastic Trim)	(4)	<b>XKC1854</b>
1500S (Chrome Ring)	(4)	<b>GLZ225</b>
1500/1300 (Hubcap)	(4)	<b>631546</b>
Wheel Centre Badge		
1850 (To 1976)	(4)	<b>630974</b>
1850/1500HL	(4)	<b>ZKC1589</b>
1500S	(4)	<b>YKC1334</b>
Wheel Nuts		
1850/1500/1300	(16)	<b>113087</b>
1500S (Chrome)	(16)	<b>21H6210</b>
1500S (Stainless Steel)	(16)	<b>21H6210SS</b>
Wheel Studs (Front or Rear)		
1850/1500/1300 (3/8" UNF)	(16)	<b>21H5774</b>



## Roadside Tools & Equipment


'AA' Membership & Relay Pack	(1)	<b>RX1329</b>
'Warning' Triangle	(1)	<b>RX1344</b>
Scissor Jack & Handle	(1)	<b>311346</b>
Wheel Nut Brace	(1)	<b>21A2818</b>
Tool Bag (Hardura)	(1)	<b>RX1364</b>
Tyre Pump (Stirrup Type)	(1)	<b>523638A</b>

## Front Brakes

Brake Disc		
Standard (each)	(2)	<b>312078</b>
Up-rated (pair)	(1)	<b>312078UR</b>
Disc Pad Set (Pads only)		
Standard	(1)	<b>GBP283</b>
Up-rated (EBC, Kevlar 'Green Stuff')	(1)	<b>GBP283GS</b>
Disc Pad Pin Set	(1)	<b>GBK1001</b>
Disc Pad Shim & Pin Set	(1)	<b>GBK5914</b>
Disc Backplate (All models)		
Upper		
RH	(1)	<b>217294</b>
LH	(1)	<b>217295</b>
Lower		
RH	(1)	<b>216464</b>
LH	(1)	<b>216465</b>
Brake Hose - Front Flexible		
Standard	(2)	<b>GBH165</b>
Goodridge (Braided)	(2)	<b>GBH165GR</b>
See also 'Goodridge Brake Hose Sets' photo panel.		
Brake Caliper		
New		
RH	(1)	<b>159136</b>
LH	(1)	<b>159137</b>
Recon		
RH	(1)	<b>159136R</b>
LH	(1)	<b>159137R</b>
Brake Caliper Seal Kit (For 2 Calipers)	(1)	<b>520957</b>
Brake Caliper Piston	(4)	<b>516212</b>
Brake Caliper Bleed Screw	(2)	<b>601959</b>
Caliper Mounting Bolt	(4)	<b>132439</b>
Spring Washer (For Above)	(4)	<b>WL600071</b>

## BRAKE KITS (CAR SETS)

Discs, Pads only (All Models)		
Standard	(1)	<b>RT1013</b>
Up-rated	(1)	<b>RT1013UR</b>
Discs, Pads & Shoes (Standard)		
Sprint	(1)	<b>RT1072</b>
1850/1500	(1)	<b>RT1187</b>
1300	(1)	<b>RT1188</b>
Discs, Pads, Shoes & Drums (Standard)		
Sprint	(1)	<b>RT1072D</b>
1850/1500	(1)	<b>RT1187D</b>
1300	(1)	<b>RT1188D</b>



For firmer brake pedal.  
Stainless Steel braided hoses.  
Supplied as set of 3 hoses.

## BRAKE HOSE SET - GOODRIDGE

Goodridge Performance Brake Hose Set		
Sprint	(1)	<b>RT1284GR</b>
1850/1500/1300	(1)	<b>RT1285GR</b>

## UPDATED DISCS & PADS



EBC turbo groove discs and 'Green Stuff' Kevlar pads. Handed discs (rh/lh) with curved grooves & dimples offer superb stopping power when combined with pads. The pads may be fitted to standard discs also.

Up-rated Discs & Pads (Set)	(1)	<b>RT1013UR</b>
Up-rated Discs (pair)	(1)	<b>312078UR</b>
Up-rated Pads (set)	(1)	<b>GBP283GS</b>

Pins/shims available separately.

ROAD WHEELS

BRAKE SYSTEM

# BRAKE SYSTEM

DESCRIPTION QTY REQ. PART NO.



**BRAKE DRUM - SPRINT 217547**  
**CHECK OUR PRICES!**

## Rear Brakes

<b>Brake Shoe Set</b>		
Sprint	(1)	<b>GBS780</b>
1850/1500	(1)	<b>GBS746</b>
1300	(1)	<b>GBS815</b>
<b>Brake Drum</b>		
Sprint (check our price!)	(2)	<b>217547</b>
1850/1500/1300	(2)	<b>GDB101</b>
<b>Retaining Screw (Drum)</b>	(4)	<b>V5435</b>
<b>Brake Hose - Rear Flexible</b>		
Sprint		
Standard	(1)	<b>GBH124</b>
Goodridge (Braided)	(1)	<b>GBH124GR</b>
<i>See also 'Goodridge Brake Hose Sets'.</i>		
1850/1500/1300		
Standard	(1)	<b>GBH166</b>
Goodridge	(1)	<b>GBH166GR</b>
<i>See also 'Goodridge Brake Hose Sets'.</i>		
<b>Wheel Cylinder</b>		
Sprint	(2)	<b>GWC1121</b>
1850 (To Comm. No. WF68199)	(2)	<b>GWC1502</b>
1850 (From Comm. No. WF68200)	(2)	<b>GWC1121</b>
1500 (Single Line)	(2)	<b>GWC1502</b>
1500 (Dual Line)	(2)	<b>GWC1121</b>
1300 (Single Line)	(2)	<b>GWC1110</b>
1300 (Dual Line)	(2)	<b>GWC1202</b>
<b>Wheel Cylinder Repair Kits (Per Axle Set)</b>		
Sprint	(1)	<b>UKC1258</b>
1850 (To Comm. No. WF68199)	(1)	<b>UKC765</b>
1850 (From Comm. No. WF68200)	(1)	<b>UKC1258</b>
1500 (Single Line)	(1)	<b>UKC765</b>
1500 (Dual Line)	(1)	<b>UKC1258</b>
1300 (Single Line)	(1)	<b>18G8969</b>
1300 (Dual Line)	(1)	<b>18G9004</b>
Wheel Cylinder Dust Boot	(2)	<b>519695</b>
Wheel Cylinder Retaining Clip Kit	(2)	<b>RT1190</b>
<i>Per Cylinder.</i>		
<b>Brake Shoe Return Spring Kit (Axle Set)</b>		
Sprint	(1)	<b>RT1191</b>
1850/1500/1300	(1)	<b>RT1192</b>
<b>Brake Shoe Retention Pin Kit</b>		
Sprint	(1)	<b>RT1193</b>
1850/1500/1300	(1)	<b>RH5079</b>
<b>Brake Shoe Adjuster (Ratchet Wheel) (All Models)</b>		
RH	(1)	<b>519797</b>
LH	(1)	<b>519798</b>
<b>Brake Backplate</b>		
Sprint		
RH	(1)	<b>217567</b>
LH	(1)	<b>217566</b>
1850/1500		
RH	(1)	<b>215749</b>
LH	(1)	<b>215748</b>
1300		
RH	(1)	<b>216410</b>
LH	(1)	<b>216411</b>



**REAR BACK PLATES**

DESCRIPTION QTY REQ. PART NO.

## Brake Hydraulics & Controls

### BRAKE MASTER CYLINDER

Single Line Brakes (where fitted)	(1)	<b>GMC216</b>
<i>All models</i>		
Dual Line (Tandem) Brakes		
Sprint/1850	(1)	<b>519978</b>
<i>Sprint to VA26900, 1850 to WF85000</i>		
Sprint/1850	(1)	<b>GMC225</b>
<i>Sprint from VA26901, 1850 from WF85001, onwards</i>		
1500/1300	(1)	<b>GMC225</b>

### REPAIR KITS - BRAKE MASTER CYLINDER

Single Line Brakes (where fitted)	(1)	<b>521156</b>
<i>All models</i>		
Dual Line (Tandem) Brakes		
Sprint/1850	(1)	<b>521157</b>
<i>Sprint to VA26900, 1850 to WF85000</i>		
Sprint/1850	(1)	<b>AEU1284</b>
<i>Sprint from VA26901 onwards, 1850 from WF85001, onwards</i>		
1500/1300	(1)	<b>AEU1284</b>

## Brake Servo & Components

<b>Brake Servo - Single Line Brakes</b>		
Sprint	(1)	<b>UKC1253</b>
1850	(1)	<b>519970</b>
1500/1300	(1)	<b>519763</b>
<b>Brake Servo Tandem/Dual Line Brakes</b>		
Sprint (To VA26900)	(1)	<b>UKC1253</b>
Sprint (From VA26901)	(1)	<b>AEU1304</b>
1850 (To WK85000)	(1)	<b>519970</b>
1850 (From WK85001)	(1)	<b>AEU1304</b>
1500/1300	(1)	<b>AEU1282</b>
Brake Servo Seal Kit (Tandem)	(1)	<b>18G8951A</b>
<b>Brake Servo Non Return Valve</b>		
Sprint/1850 (All Models)	(1)	<b>RTC812</b>
1500/1300 (Single Line)	(1)	<b>RTC812</b>
1500/1300 (Dual Line)	(1)	<b>AEU1046</b>
Brake Servo Vacuum Hose (All Models)	(1)	<b>159230</b>

## Brake Pipes & Hoses

<b>Copper Brake Pipe Kits</b>		
Single Line Brakes (All Models)	(1)	<b>RT1001</b>
Tandem/Dual Line Brakes (To 1978)		
Sprint	(1)	<b>RT1004</b>
1850/1500/1300	(1)	<b>RT1003</b>
Tandem/Dual Line Brakes (1978 on)		
All Models	(1)	<b>RT1003</b>
<b>Brake Pipe Retaining Clips</b>		
Double Type	(2)	<b>625521A</b>
Single Type	(3)	<b>GHF1192</b>
Double Type (Fuel/Brake)	(4)	<b>624155</b>
<b>Brake Hoses (Flexible)</b>		
Front		
Standard	(2)	<b>GBH165</b>
Goodridge (Braided)	(2)	<b>GBH165GR</b>
<i>See also 'Goodridge Brake Hose Sets photo panel'.</i>		
Rear		
Sprint - Standard	(1)	<b>GBH124</b>
Sprint - Goodridge (Braided)	(1)	<b>GBH124GR</b>
<i>See also 'Goodridge Brake Hose Sets photo panel'.</i>		
1850/1500/1300 - Standard	(1)	<b>GBH166</b>
1850/1500/1300 -		
Goodridge (Braided)	(1)	<b>GBH166GR</b>
<i>See also 'Goodridge Brake Hose Sets photo panel'.</i>		
Brake Union (Single system)	(1)	<b>565719</b>
<i>Front brakes - 4 way.</i>		
<b>Brake Balance Valve</b>		
Sprint	(1)	<b>UKC1247</b>
1850	(1)	<b>158955</b>
<b>Brake Fluids</b>		
Unipart (Dot 3) 1 Litre	(A/R)	<b>GBF103</b>
Silicone* 0.5 Litre	(A/R)	<b>RX1327</b>
Silicone* 1 Litre	(A/R)	<b>RX1326</b>
<i>*Do not mix with standard fluid</i>		

DESCRIPTION QTY REQ. PART NO.



**HANDBRAKE LEVER ASSY**  
**158307**




**HANDBRAKE GAITER**  
**150923**

## Handbrake

<b>Handbrake Cables</b>		
Sprint	(2)	<b>218590</b>
1850/1500/1300	(2)	<b>GVC1051</b>
Handbrake Cable Fork-End	(2)	<b>104749</b>
Clevis Pin (For Above)	(2)	<b>104750</b>
<b>Handbrake Actuating Lever (Backplate)</b>		
<i>All Models (Auto Adjust)</i>		
Right Hand	(1)	<b>BAU5199</b>
Left Hand	(1)	<b>BAU5200</b>
<b>Handbrake Auto Adjuster (All Models)</b>		
RH	(1)	<b>519797</b>
LH	(1)	<b>519798</b>
<b>Handbrake Actuating Lever (Backplate)</b>		
1300 (with single line brakes) (Manual adjust)	(2)	<b>519759</b>
Handbrake Lever Assy	(1)	<b>158307</b>
<i>See photo.</i>		
Handbrake Handle Rubber Grip	(1)	<b>UKC3918</b>
Handbrake Gaiter (under car)	(1)	<b>150923</b>
<i>See photo.</i>		
Handbrake Compensator	(1)	<b>150056</b>
Handbrake Tie Bar	(1)	<b>158656</b>

## Miscellaneous Items

<b>Brake Pedal Rubber</b>		
Manual	(1)	<b>150881</b>
Auto	(1)	<b>152091</b>
Clutch Pedal Rubber	(1)	<b>150881</b>
Brake Pedal Return Spring	(1)	<b>154834</b>
Clutch Pedal Return Spring	(1)	<b>152307</b>



*For firmer brake pedal. Stainless Steel braided hoses. Supplied as set of 3 hoses.*

### BRAKE HOSE SET - GOODRIDGE

<b>Goodridge Performance Brake Hose Set</b>		
Sprint	(1)	<b>RT1284GR</b>
1850/1500/1300	(1)	<b>RT1285GR</b>



## Steering Wheels & Fittings

Steering Wheel (Standard)		
Sprint/1850/1500HL	(1)	<b>RKC3008</b>
Centre Pad For Steering Wheel		
Sprint	(1)	<b>631671</b>
1850/1500HL	(1)	<b>627351</b>
1500/1300	(1)	<b>XKC2421</b>
Nut (Steering Wheel Centre)	(1)	<b>138466</b>
Motolita Steering Wheel		
<i>Inc. Boss &amp; fittings 14" diameter.</i>		
Wood Rimmed		
Dished (with holes)	(1)	<b>RS1538D</b>
Dished (with slots)	(1)	<b>RS1538DS</b>
Flat	(1)	<b>RS1538</b>
Leather Rimmed		
Dished	(1)	<b>RS1577</b>
Flat	(1)	<b>RS1539</b>
Mountney Wood Rimmed Steering Wheel		
Semi-Dished (13") (1974 on)	(1)	<b>RT1280</b>

### STEERING WHEEL PADS



### STEERING RACK MOUNTING 'U' BRACKETS & MOUNTING BUSHES



## Steering Rack & Components

Steering Rack - Reconditioned (All Models)		
<i>Includes Gaiters, less Track Rod Ends</i>		
RHD	(1)	<b>RKC270R</b>
RHD (High Ratio)	(1)	<b>RKC270RQ</b>
LHD	(1)	<b>RKC271R</b>
Track Rod End (All Models)	(2)	<b>GSJ158</b>
Rack Gaiter (All Models)		
RH	(1)	<b>RTC2219</b>
LH	(1)	<b>RTC2218</b>
Upper Steering Shaft/Knuckle	(1)	<b>157659</b>
<i>All Models</i>		
Pinch Bolt (For Above)	(1)	<b>GHF104</b>
Lock Nut (For Above)	(1)	<b>GHF272</b>
Lower Steering Knuckle	(1)	<b>FAM1718</b>
<i>All Models</i>		
Pinch Bolt (For Above)	(1)	<b>BH605101</b>
Lock Nut (For Above)	(1)	<b>GHF272</b>
Rack Mounting Bush		
Standard	(2)	<b>139386</b>
Polyurethane	(2)	<b>139386P</b>
Rack Mounting 'U' Bracket	(2)	<b>157165</b>


## Steering Column & Fittings

Steering Column Lock & Keys	(1)	<b>160337</b>
Steering Column Nacelle		
Upper - RHD	(1)	<b>816311</b>
Lower - RHD	(1)	<b>816312</b>
Shear Bolt For Lock	(2)	<b>152597</b>
Steering Column Assy		
Sprint/1850/1500HL	(1)	<b>RKC2098</b>
1500/1300	(1)	<b>RKC2879</b>
Steering Column Inner Bushes/Bearings		
Sprint/1850/1500HL		
Upper	(1)	<b>153393</b>
Lower	(1)	<b>136936</b>
1500/1300		
Upper & Lower	(2)	<b>152827</b>
Steering Column (Outer)		
Support Bush (In Bulkhead)	(1)	<b>CRC360</b>



DESCRIPTION QTY REQ. PART NO.

### UPRATED HI-TORQUE STARTER MOTOR - SPRINT




## Engine Electrics - Major Units

DESCRIPTION	QTY REQ.	PART NO.
<b>Starter Motor (Reconditioned)</b>		
Sprint - Early (1973-76) to VA17579	(1)	GEU4455R
Sprint - Late (1976 on) from VA17580	(1)	GEU4471
Sprint (All Models) Hi-torque	(1)	GEU4471UR
1850 - Early (1972-76) to WF72204	(1)	GEU4425
1850 - Late (1976 On) from WF72205	(1)	GEU4470
1500 (All Models)	(1)	GEU4459
1300 (All Models)	(1)	GEU9405
1300 (All Models) Hi-torque	(1)	GEU9405UR
<b>Solenoid - Starter Motor</b>		
Sprint/1850	(1)	520473
1500	(1)	521045
1300	(1)	134174
<b>Alternator (Reconditioned)</b>		
All Models	(1)	GXE8211
<b>Alternator Fan (All Models)</b>	(1)	AAU3956A
<b>Alternator Pulley (All Models)</b>	(1)	AEU1238
<b>Alternator - Rear Plastic Cover</b>	(1)	NKC484A
<b>Battery (All Models)</b>	(1)	GBA3015
<i>Not available mail order.</i>		

## Engine Electrics - Ignition System

DESCRIPTION	QTY REQ.	PART NO.
<b>Electronic Ignition Kit</b>		
Sprint (Lumenition Magnetronic)	(1)	RT1251
Sprint (Newtronic)	(1)	RT1194
1850 (Lumenition)	(1)	RB7133
1850 (Newtronic)	(1)	RB7168
1500/1300 (Lumenition)	(1)	RL1262
1500/1300 (Newtronic)	(1)	RT1194
<b>Distributor (Reconditioned)</b>		
Sprint	(1)	RKC695R
Base Plate Assy	(1)	RTC1496
Mounting Plate (To Engine)	(1)	RTC314
Drive Gear	(1)	519595
O'Ring (Body To Block)	(1)	517913
Flash Guard	(1)	RTC316
1850	(1)	RKC666R
Drive Gear	(1)	519595
O'Ring (Body To Block)	(1)	517913
1500/1300	(1)	RKC638R
<b>Vacuum Unit</b>		
Sprint	(1)	RTC321
1850	(1)	516867
1500/1300	(1)	RTC1775
<b>Contact Breaker Points</b>		
Sprint/1500/1300	(1)	GCS118
1850	(1)	GCS106
<b>Condenser</b>		
Sprint/1500/1300	(1)	GSC118
1850	(1)	GSC104
<b>Rotor Arm</b>		
Sprint	(1)	GRA115
1850	(1)	GRA111
1500/1300	(1)	GRA114
<b>Distributor Cap</b>		
Sprint	(1)	GDC134
1850	(1)	GDC110
1500/1300	(1)	GDC136



**SPRINT DISTRIBUTOR CAP - AS ORIGINAL.**

DESCRIPTION QTY REQ. PART NO.



## FOR ALL YOUR LIGHTING NEEDS

DESCRIPTION	QTY REQ.	PART NO.
<b>Spark Plug</b>		
Sprint	(4)	GSP4563
1850		
Standard	(4)	GSP4382
Hi-Performance	(4)	GSP4382HP
1500/1300		
Standard	(4)	GSP4362
Hi-Performance	(4)	GSP6462
<b>Plug Lead Set</b>		
Sprint	(1)	GHT148
1850	(1)	GHT147
1500/1300	(1)	GHT146
1500/1300 Silicone	(1)	GHT146S
Plug Tube - Sprint	(4)	156913
Plug Tube 'O' Ring only	(4)	156913Ring
Plug Lead End - Sprint	(4)	157108
<b>Plug Lead Retaining Clips - 1850</b>		
Holds 2	(1)	148672
Holds 4	(1)	148673
<b>Plug Spanner - Sprint</b>	(1)	TKC5627
<b>Ignition Coil (Standard)</b>	(1)	GCL132
<b>Ignition Coil (Hi - Performance)</b>	(1)	GCL132HP
<b>Ballast Resistor</b>	(1)	134176A



**ELECTRONIC IGNITION KITS - REFER TO LISTINGS**

## Starter Motor Immobiliser

Dis-Car-Nect Immobiliser	(1)	RX1356
Replacement Screw Knob	(1)	RX1356Knob
Replacement Fuse	(1)	RX1356Fuse

### HOW DOES 'DIS-CAR-NECT' WORK?

When leaving your car, simply remove the knob to isolate the starter circuit. The 16 amp by-pass fuse will maintain current to all other electrical circuits (central locking, stereo memories, alarm etc). Because the starter motor draws over 150 amp's, any attempt to connect (hot wire) the starter motor will instantly cause the fuse to blow. This immobilises the car until the knob is replaced. If this should happen, simply replace the 16 amp fuse at a convenient time.

As an added advantage, the 'Dis-Car-Nect' will also prevent battery drain if you intend to store your car, simply unscrew the knob and remove the fuse. For extra security, unscrew and remove the immobiliser knob completely. Fits all vehicles and is easily fitted to any battery terminal. Full installation instructions supplied with every unit.

DESCRIPTION QTY REQ. PART NO.

## Headlamps & Fittings

DESCRIPTION	QTY REQ.	PART NO.
<b>HEADLAMP - STANDARD</b>		
<b>Headlamp Assembly - Sprint/1850/1500HL (RHD)</b>		
<i>Includes backing bowl/plate</i>		
Outer Dip Beam	(2)	TKC753
<i>Consists of items made *</i>		
Inner Dip Beam	(2)	TKC754
<i>Consists of items made +</i>		
<b>Sealed Beam only - Sprint/1850/1500HL (RHD)</b>		
Outer Dip Beam	(2)	GLU135*
Inner Main Beam		
Standard	(2)	GLU105+
Upated	(2)	GLU105UP
<b>Headlamp Units - Sprint/1850/1500HL (LHD)</b>		
Outer Dip Beam		
Standard	(2)	GLU526
Upated	(2)	GLU526UP
Inner Main Beam	(2)	GLU525
Bulb (For Above)	(4)	GLB410
<b>Headlamp Assembly - 1500/1300 (RHD)</b>		
<i>Replaceable Bulb Type - Rectangular.</i>		
All Models (excl. HL)	(2)	RKC4649
Bulb (only) (For Above)	(2)	GLB410
<b>HEADLAMP - HALOGEN</b>		
<b>Halogen Bulb Type Headlamps</b>		
Sprint/1850/1500HL		
<i>Note: Only suitable as replacements when Halogen conversion kit is fitted - see panel &amp; photo.</i>		
Outer Dip Beam	(2)	GLU537
Inner Main Beam	(2)	GLU538
Bulb (only) (For Above)	(4)	GLB448
Bulb (only) (For Above) Xenon (Pr)(2)		GLB448X

## HALOGEN CONVERSION KIT

### For Improved Nighttime Driving!

Inc. 4 Halogen Headlamps GLU537/8, Relay, 4 Bulbs GLB448  
Minor wiring modification required, instructions supplied.

Sprint/1850/1500HL (RHD) (1) RM8100

<b>Headlamp Backing Bowl (Outer) (inc Inner Rim &amp; Wiring)</b>		
Sprint/1850/1500HL	(2)	RS1114*
<b>Headlamp Backing Plate (Inner) (inc Rim)</b>		
Sprint/1850/1500HL	(2)	RT1116+
<b>Headlamp Chrome Outer Ring (Retains Light Unit)</b>		
Sprint/1850/1500HL	(4)	511598A**
<b>Headlamp Adjuster Screw Set (Per Lamp)</b>		
Sprint/1850/1500HL	(4)	520403A**
<b>Headlamp Harness (Inner Beam)</b>	(2)	160372
<b>Front Fog Lamp (pair)</b>	(1)	RX1370





**SPEEDOMETERS & GAUGES -**  
REFER TO LISTINGS & PRICE GUIDE FOR SOME GREAT PRICES!

## Front, Side & Flasher Lamps

Lamp Assy (Front Side & indicator)		
Right Hand	(1)	<b>TKC1041</b>
Left Hand	(1)	<b>TKC1042</b>
Lens (Front Side & Indicator)		
Right Hand or Left Hand	(2)	<b>AEU1025</b>
Gasket (Front Side & Indicator Lens)		
Right Hand or Left Hand	(2)	<b>519195</b>
Screw (Lens Retaining)	(4)	<b>519312</b>
Bulbs		
Side Light	(1)	<b>GLB501</b>
Indicator	(1)	<b>GLB382</b>
Bulb Holder (Sidelight)	(2)	<b>RTC1904</b>



**REAR LAMP BULB HOLDER SET - RS2018**

## Rear Lamps & Fittings

Lamp Assy (Rear)		
Right Hand	(1)	<b>TKC938</b>
Left Hand	(1)	<b>TKC937</b>
Lens (Reverse Lamp)		
Right Hand	(1)	<b>519942</b>
Left Hand	(1)	<b>RTC1708</b>
Lens (Stop/Tail)		
Right Hand	(1)	<b>RTC1711</b>
Left Hand	(1)	<b>RTC1712</b>
Lens (Indicator)		
Right Hand	(1)	<b>RTC1709</b>
Left Hand	(1)	<b>RTC1710</b>
Gaskets (Rear Lamp)		
Lenses (To Lamp)	(2)	<b>519939</b>
Lamp (To Body)	(2)	<b>RTC1713</b>
Bulb Holders		
Kit of 6	(1)	<b>RS2018</b>
Reverse	(2)	<b>518042</b>
Stop/Tail	(2)	<b>518041</b>
Indicator	(2)	<b>518042</b>
Bulbs		
Reverse	(2)	<b>GLB382</b>
Stop/Tail	(2)	<b>GLB380</b>
Indicator	(2)	<b>GLB382</b>

## Fog Lights

Front Fog light (Pair)	(1)	<b>RX1370</b>
Rear Fog Light (Each)	(2)	<b>RB7092</b>

## Rear Number Plate Lamp

Number Plate Lamp		
Single Type - Early To 1976		
Sprint/1850 (Complete)	(1)	<b>511954</b>
Rubber Gasket only	(1)	<b>215823</b>
Lens only - RH	(1)	<b>518032</b>
Lens only - LH	(1)	<b>518031</b>
Bulb only	(2)	<b>GLB207</b>
Twin 'Button' Type - Late 1976 On		
All Models (Complete)	(2)	<b>UKC7274</b>
Bulb only	(2)	<b>GLB233</b>

## Interior & Boot Lamps

Interior Lamp Lens	(1)	<b>37H5923</b>
Bulb (For Above)	(1)	<b>GLB239</b>
Boot Lamp Assy	(1)	<b>UKC7274</b>
Bulb For Boot Lamp	(1)	<b>GLB987</b>
Auto G/Shift Gate Illuminator	(1)	<b>625625</b>

## Windscreen Wipers & Washer System

Wiper Motor Assy - Recon		
Sprint (to 1976)	(1)	<b>216720R</b>
Vehicles fitted with Delco Type only		
All Models (Lucas Type)	(1)	<b>520162R</b>
Wiper Park Switch	(1)	<b>520160A</b>
Wiper Arm		
RHD	(2)	<b>UKC7523</b>
LHD	(2)	<b>UKC7522</b>
Wiper Blade Assy		
Silver	(2)	<b>GWB197</b>
Black	(2)	<b>GWB198</b>
Wiper Blade Rubber only (pair)	(1)	<b>GWR102</b>
Wiper Box Drive Spindle	(2)	<b>520165</b>
Wiper Box Chrome Nut	(2)	<b>520205</b>
Washer Bottle Assy - Oval		
Original	(1)	<b>N/A (GWW914)</b>
Use alternatives listed.		
Washer Bottle Lid & Motor Assy	(1)	<b>GWW111</b>
Will fit original oval bottle.		
Washer Bottle Filler Cap	(1)	<b>GWW957</b>
For original oval bottle.		
Washer Bottle Bracket & Strap	(1)	<b>514223A</b>
For original oval bottle.		
Washer Bottle Assy (Alternative)		
Inc. bottle, lid, motor & bracket.		
Rectangular Bottle	(1)	<b>215822A</b>
Square Bottle	(1)	<b>215822</b>
Washer Motor (only) Fits all	(1)	<b>GWW125</b>
Washer Jet	(2)	<b>GWW819</b>
Washer Tubing (Per Metre)	(A/R)	<b>GWW201M</b>
Washer Valve (Non Return)	(1)	<b>GWW506</b>
Screenwash Additive (1 Ltr)	(A/R)	<b>RX1535</b>

## Instruments

Voltage Stabiliser (All Models)	(1)	<b>148876A</b>
Speedometer		
Sprint (To 1976)	(1)	<b>218807R</b>
Sprint (1976 On) (Push Button Reset)	(1)	<b>TKC2125R</b>
Sprint (1976 On) (KPH)	(1)	<b>PKC637</b>
1850 (To 1976) (Smiths Type)	(1)	<b>216628</b>
1850 (To 1976) (Delco Type)	(1)	<b>216628/3</b>
1850/1500HL (1976-78)	(1)	<b>TKC2120</b>
1850/1500HL (Oct 1978 On)	(1)	<b>PKC635</b>
1850 (Police Spec) (To '76)	(1)	<b>TKC1500</b>
1850 (Police Spec) (To '76)	(1)	<b>TKC2123</b>
1500/1300 (1976 On)	(1)	<b>PKC643R</b>
Tachometer		
Sprint/1850 (WF27181 on)	(1)	<b>219230R</b>
1850 (To WF27180)	(1)	<b>216384</b>
1500 HL	(1)	<b>TKC1706</b>
Time Clock		
Sprint/1850 (WF26608 on) /1500HL	(1)	<b>TKC5081R</b>
1850 (To 26607)	(1)	<b>154269R</b>
Fuel Gauge		
Sprint/1850 (WF26608 on) /1500HL	(1)	<b>159604R</b>
1850 (To WF26607)	(1)	<b>150646R</b>
1500/1300	(1)	<b>UKC3374R</b>
Water Temp Gauge		
Sprint/1850 (WF26608 on) /1500HL	(1)	<b>159606</b>
1850 (To WF26607)	(1)	<b>150644R</b>
1500/1300	(1)	<b>UKC3375</b>
Voltmeter		
Sprint/1850 (WF26608 on) /1500HL	(1)	<b>159605R</b>
1850 (To 26607)	(1)	<b>150645R</b>
Warning Lamp Cluster (Early Spec)	(1)	<b>145080</b>

## Speedo Cables

Speedo Cables		
Sprint		
Non O/D	(1)	<b>GSD289</b>
O/D To 1976	(1)	<b>GSD311</b>
O/D 1976 On	(1)	<b>GSD293</b>
Auto To 1976	(1)	<b>GSD299</b>
Auto 1976 On	(1)	<b>GSD305</b>
1850		
Non O/D 1976	(1)	<b>GSD261</b>
Non O/D 1976 On	(1)	<b>GSD302</b>
O/D To 1976	(1)	<b>GSD272</b>
O/D 1976 On	(1)	<b>GSD300</b>
Auto	(1)	<b>GSD287</b>
1500HL		
Non O/D	(1)	<b>GSD302</b>
O/D	(1)	<b>GSD300</b>
Auto	(1)	<b>GSD287</b>
1500/1300		
Non O/D	(1)	<b>GSD301</b>
Angle Drive (Gearbox)	(1)	<b>120694</b>



## Switches/Controls & Relays

Indicator/Horn/Main Beam Stalk (RHD)		
All Models/1850 (WF26608 on)	(1)	<b>218498</b>
1850 (To WF26607)	(1)	<b>TKC448</b>
Wash/Wipe Stalk (RHD)		
All Models/1850 (WF26608 on)	(1)	<b>218502</b>
1850 (To WF26607)	(1)	<b>216949</b>
Master Light Switch (All Models)	(1)	<b>ABU3311</b>
Knob For Master Light Switch (All Models)		<b>628407</b>
Ignition Switch (Located in Steering Lock)		
All Models/1850 (WF26608 on)	(1)	<b>218500</b>
1850 (To WF26607)	(1)	<b>216864</b>
Steering Column Lock & Keys	(1)	<b>160337</b>
Cigar Lighter	(1)	<b>ZKC1152</b>
Choke Warning Light Switch	(1)	<b>137607</b>
Hazard Warning Switch	(1)	<b>159905A</b>
Heated Rear Window Switch	(1)	<b>2H4841</b>
Heated Rear Window Switch Knob (1)		<b>725375</b>
Brake Light Switch	(1)	<b>134529</b>
Overdrive Switch only (inside knob)	(1)	<b>520999</b>
Overdrive Knob & Switch Assy		
Sprint	(1)	<b>153515</b>
Overdrive Knob (Cap only)	(1)	<b>153515C</b>
Overdrive Switch (on Gearbox)		
Sprint	(1)	<b>BAU1074A</b>
Reverse Light Switch (on Gearbox)		
Sprint	(1)	<b>BAU1074A</b>
1850/1500/1300	(1)	<b>GAE191</b>
'Fasten Seat Belt' Knob	(1)	<b>13H7986</b>
Courtesy Light Switches		
Front Door	(2)	<b>YKC2310</b>
Rear Door	(2)	<b>YKC941</b>
Boot	(1)	<b>606240</b>
Glove Box	(1)	<b>619071</b>
Facia Dimmer Switch	(1)	<b>37H7994</b>
Facia Dimmer Switch Knob	(1)	<b>153007</b>
Seat Belt Sensor	(1)	<b>UKC6338</b>
Relays		
Horn	(1)	<b>142169A</b>
Overdrive	(1)	<b>142169A</b>
Indicators	(1)	<b>GFU2124</b>
Hazard Warning	(1)	<b>GFU2204</b>

## Miscellaneous Electrical

Fuse Box Assy	(1)	<b>606253A</b>
Fuses (Pack of 5)		
5 Amp	(1)	<b>GFS3005</b>
10 Amp	(1)	<b>GFS3010</b>
15 Amp	(1)	<b>GFS3015</b>
20 Amp	(1)	<b>GFS3020</b>
25 Amp	(1)	<b>GFS3025</b>
35 Amp	(1)	<b>GFS3035</b>
50 Amp	(1)	<b>GFS3050</b>
Horn - High Tone	(1)	<b>GGE164</b>
Horn - Low Tone	(1)	<b>GGE165</b>
Air Horns (pair) Hella	(1)	<b>RX1381</b>
Heater Blower Motor	(1)	<b>RTC239</b>
<i>See also 'Cooling &amp; Heating'.</i>		

## Wiring Harness (Misc)

Harness (Dash etc)		
1300 (WH25001 On)	(1)	<b>PKC371</b>
1500/1300 (To WH25001 & WG15001)	(1)	<b>TKC2898</b>
<b>PLEASE ENQUIRE FOR OTHER HARNESSSES.</b>		

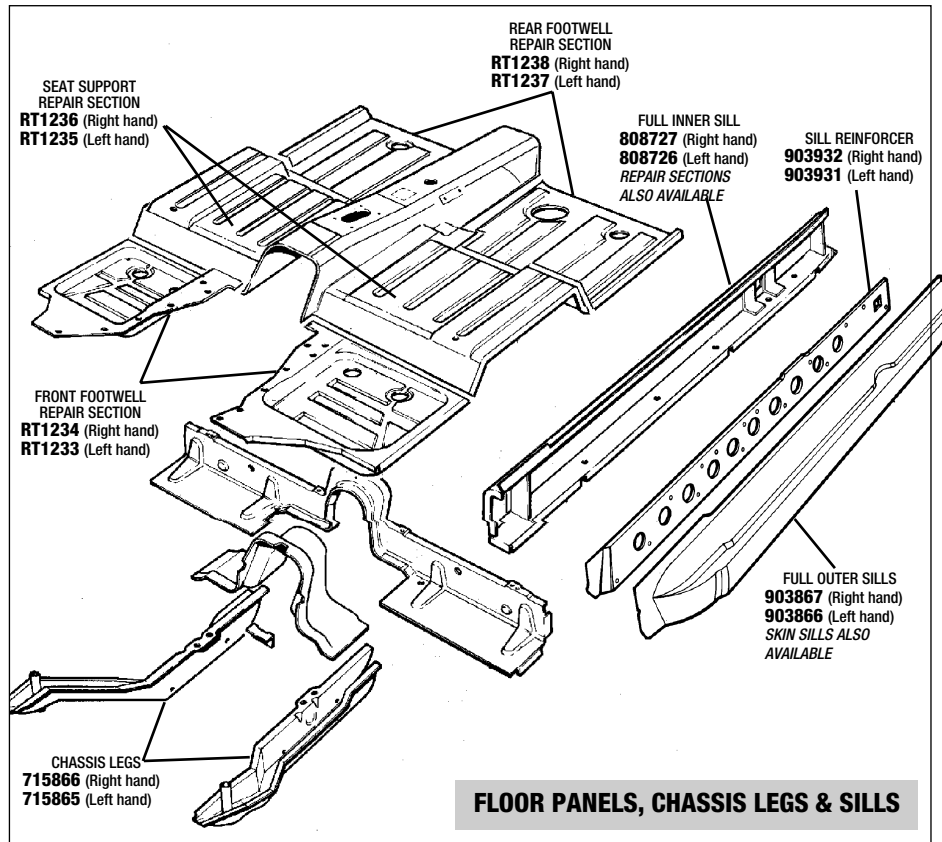


## Roof

Roof Panel ( <i>Outer Skin</i> )	(1)	903847
<i>NB - Collection only</i>		
Rear Screen Surround Panel	(1)	910737

## Floor Panels - Chassis Legs & Sills

Chassis Leg		
Right hand	(1)	715866
Left hand	(1)	715865
Front Footwell Repair Section		
Right hand	(1)	RT1234
Left hand	(1)	RT1233
Seat Support Repair Section		
Right hand	(1)	RT1236
Left hand	(1)	RT1235
Rear Footwell Repair Section		
Right hand	(1)	RT1238
Left hand	(1)	RT1237
Full Inner Sill		
Right hand	(1)	808727
Left hand	(1)	808726
Inner Sill Repair Section		
Right hand	(1)	808727REP
Left hand	(1)	808726REP
Sill Reinforcer		
Right hand	(1)	903932
Left hand	(1)	903931
Full Outer Sill		
Right hand	(1)	903867
Left hand	(1)	903866
Outer Sill ( <i>Skin only</i> )		
Right hand	(1)	903867Skin
Left hand	(1)	903866Skin



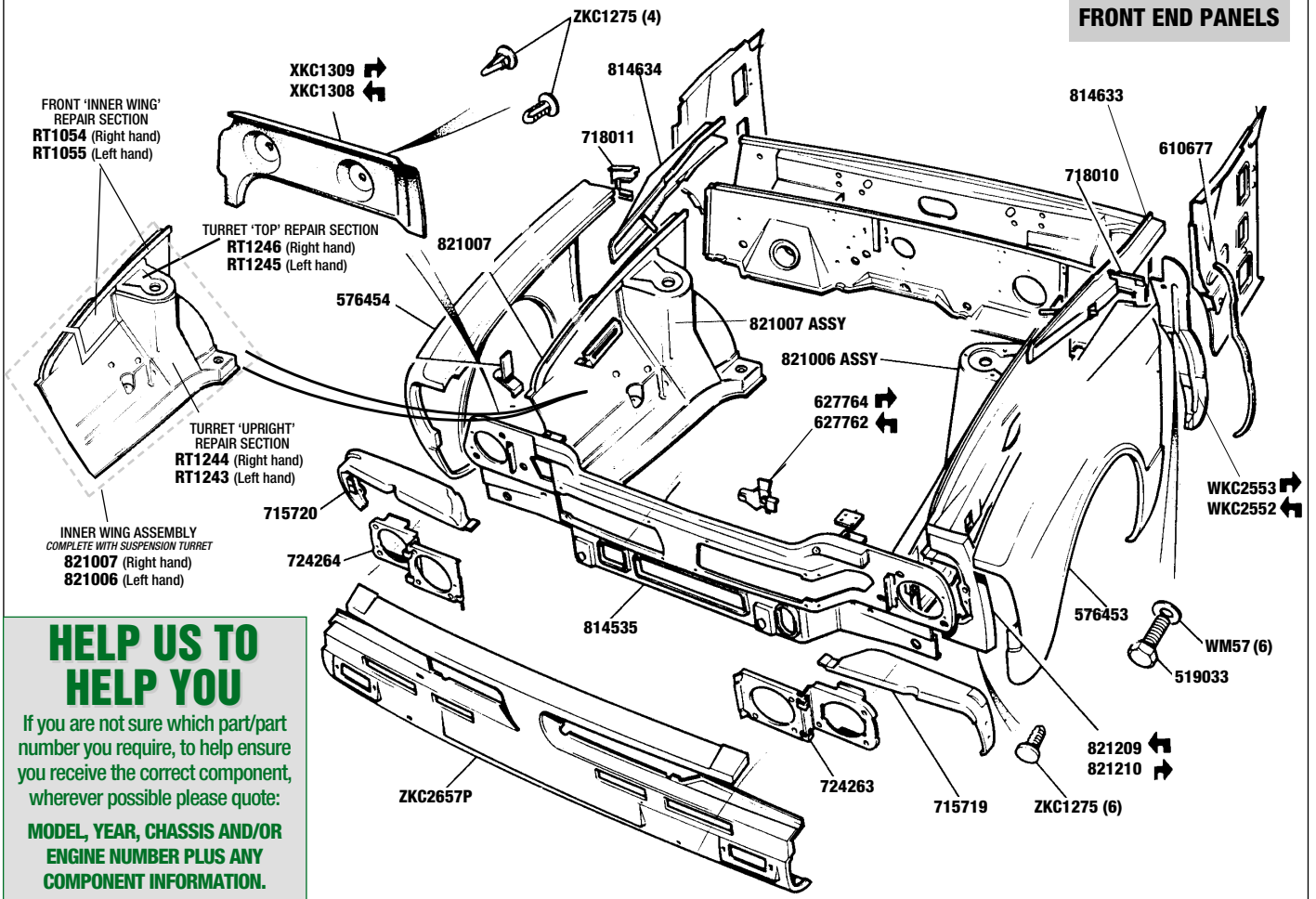
**MORE STOCK EVERY DAY**

If the part you require is not listed here, please enquire, we can check factory parts listings and stock availability for you.

**MORE BODY PANELS FOLLOW →**



## FRONT END PANELS



### HELP US TO HELP YOU

If you are not sure which part/part number you require, to help ensure you receive the correct component, wherever possible please quote:

**MODEL, YEAR, CHASSIS AND/OR ENGINE NUMBER PLUS ANY COMPONENT INFORMATION.**

## Front Panels

<b>Front Wing</b>			
Right Hand			
Steel	(1)	576454	
Laminate	(1)	576454LAM	
Left Hand			
Steel	(1)	576453	
Laminate	(1)	576453LAM	
<b>Repair Panel Front Wing</b>			
<i>Top of Wing Forwards of Windscreen</i>			
Right Hand			
	(1)	RT1052	
Left Hand			
	(1)	RT1053	
<b>Front Valance - Outer</b>			
Upper & Lower			
	(1)	ZKC2657	
Upper Half only			
	(1)	ZKC2657UPPER	
Lower Half only			
	(1)	ZKC2657LOWER	
<b>Front Inner Valance (Twin Headlight)</b>			
	(1)	814535	
<i>Note: Can be modified to accept square headlamps.</i>			
<b>Headlamp Cowl (Eyebrow)</b>			
Right Hand			
	(1)	715720	
Left Hand			
	(1)	715719	
<b>Headlamp Retaining Panel - Sprint/1850/1500HL</b>			
Right Hand			
	(1)	724264	
Left Hand			
	(1)	724263	
<b>Headlamp Mudshield Panel</b>			
Right Hand			
	(1)	821210	
Left Hand			
	(1)	821209	
<b>Headlamp Mudshield (Plastic)</b>			
Right Hand			
	(1)	XKC1309	
Left Hand			
	(1)	XKC1308	
<b>Inner Wing/Fliitch/Turret Panel Assy</b>			
Right Hand			
	(1)	821007	
Left Hand			
	(1)	821006	
<b>Inner Wing Repair Section</b>			
Right Hand			
	(1)	RT1054	
Left Hand			
	(1)	RT1055	
<b>Inner Wing Turret Upright Repair Section</b>			
Right Hand			
	(1)	RT1244	
Left Hand			
	(1)	RT1243	

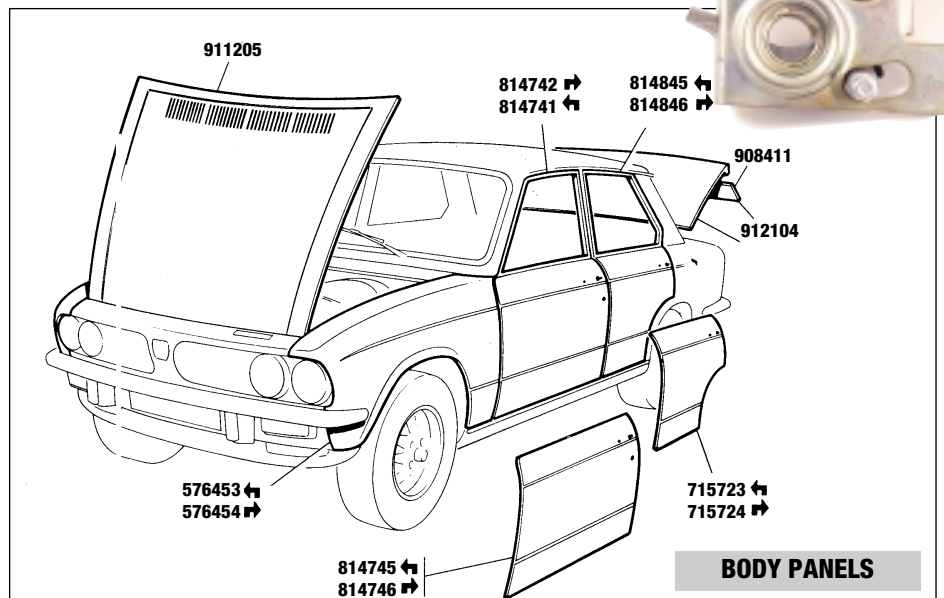
## Inner Wing Turret Top Repair Section

Right Hand			
	(1)	RT1246	
Left Hand			
	(1)	RT1245	
<b>Inner Wing Reinforcement Panel</b>			
Right Hand			
	(1)	814634	
Left Hand			
	(1)	814633	
<b>Front Wing Baffle Plate ('A' Post)</b>			
Right Hand			
	(1)	WKC2553	
Left Hand			
	(1)	WKC2552	
<b>Baffle Plate Seal</b>			
	(2)	610677	
<b>'A' Post Panel</b>			
Right Hand			
	(1)	808941	
Left Hand			
	(1)	808940	
<b>'BC' Post Panel</b>			
Right Hand			
	(1)	909788	
Left Hand			
	(1)	909787	

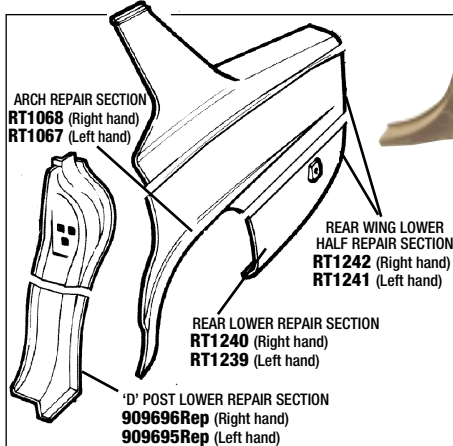
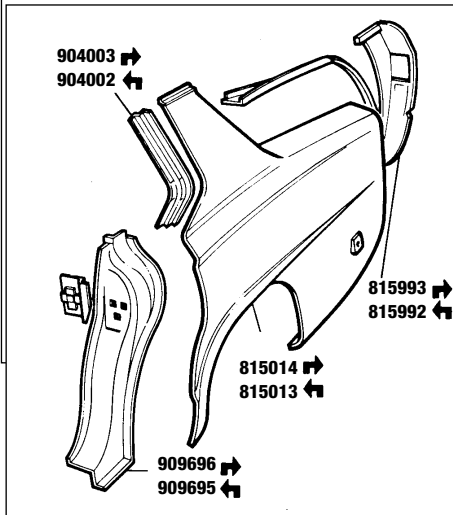
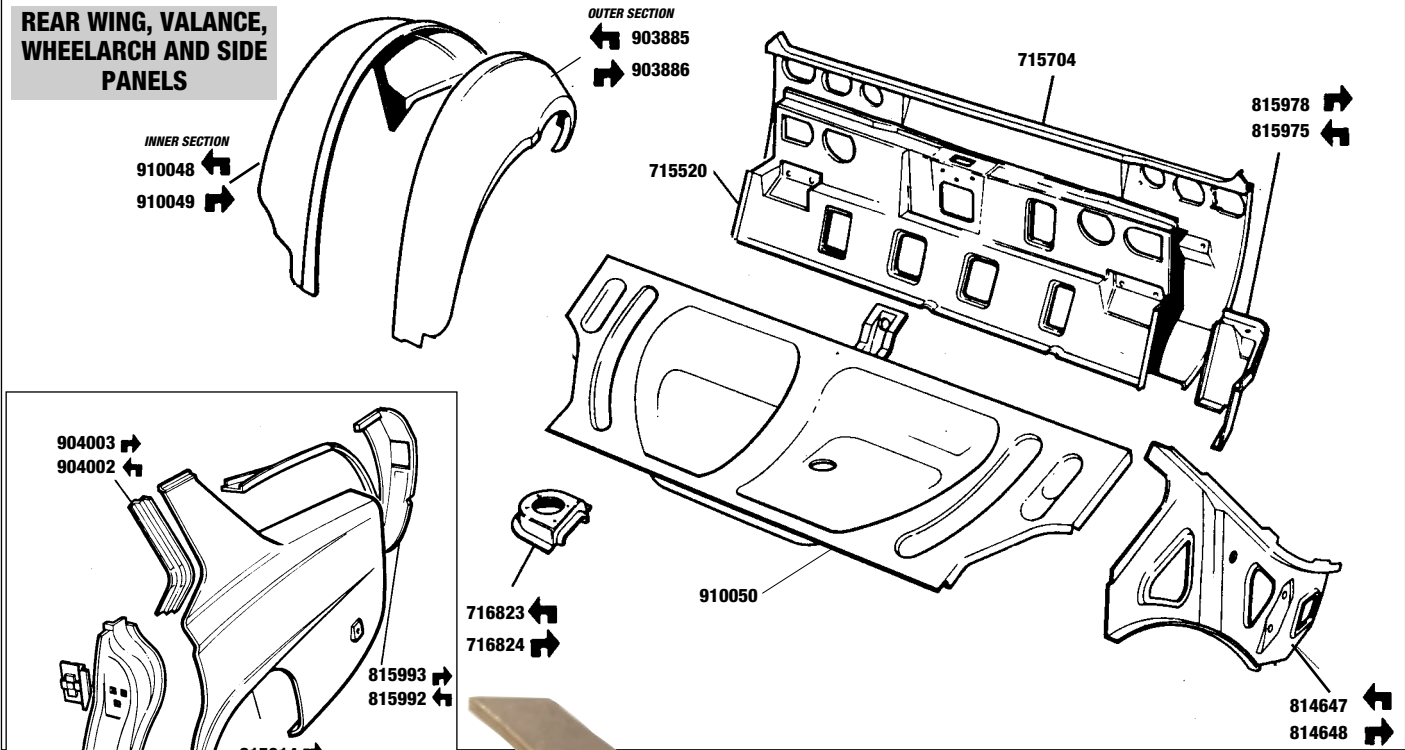
## Bonnet

<b>Bonnet Assy (Brand New Original)</b>			
	(1)	911205	
<b>Bonnet Hinge</b>			
	(2)	626586	
<b>Bonnet Buffer</b>			
Rubber			
	(2)	619551	
Polyurethane			
	(2)	619551P	
<b>Bonnet Stay</b>			
	(1)	623173	
<b>Bonnet Striker Pin/Plunger</b>			
	(1)	617030	
<b>Bonnet Striker Catchplate</b>			
	(1)	617021	
<b>Bonnet Release Cable</b>			
	(1)	630573	
<b>Bonnet Seal/Bulkhead</b>			
	(1)	717594	

### BONNET STRIKER CATCH PLATE - 617021



## BODY PANELS



**Doors & Door Skins**

<b>Door Shell</b>			
<b>Front</b>			
Right Hand	(1)	<b>814842</b>	
Left Hand	(1)	<b>814841</b>	
<b>Rear</b>			
Right Hand	(1)	<b>814846</b>	
Left Hand	(1)	<b>814845</b>	
<b>Door Skin</b>			
<b>Front - Right Hand</b>			
Original	(1)	<b>814746</b>	
Pattern	(1)	<b>814746P</b>	
<b>Front - Left Hand</b>			
Original	(1)	<b>814745</b>	
Pattern	(1)	<b>814745P</b>	
<b>Rear - Right Hand</b>			
Original	(1)	<b>715724</b>	
Pattern	(1)	<b>715724P</b>	
<b>Rear - Left Hand</b>			
Original	(1)	<b>715723</b>	
Pattern	(1)	<b>715723P</b>	




**Rear Panels**

Rear Wing			
Right Hand	(1)	<b>815014</b>	
Left Hand	(1)	<b>815013</b>	
Rear Wing Arch Repair Panel			
Right Hand	(1)	<b>RT1068</b>	
Left Hand	(1)	<b>RT1067</b>	
Rear Wing Lower Half Repair Panel			
Right Hand	(1)	<b>RT1242</b>	
Left Hand	(1)	<b>RT1241</b>	
Rear Wing Lower Repair Section			
Right Hand	(1)	<b>RT1240</b>	
Left Hand	(1)	<b>RT1239</b>	
Rear Wheel Arch Inner (Outer Section)			
Right Hand	(1)	<b>903886</b>	
Left Hand	(1)	<b>903885</b>	
Rear Wheel Arch Inner (Inner Section)			
Right Hand	(1)	<b>910049</b>	
Left Hand	(1)	<b>910048</b>	
Inner Wing Panel			
Right Hand	(1)	<b>814648</b>	
Left Hand	(1)	<b>814647</b>	
Rear Spring Mounting Panel			
Right Hand	(1)	<b>716824</b>	
Left Hand	(1)	<b>716823</b>	
Rear Wing End Filler Panel			
Right Hand	(1)	<b>815993</b>	
Left Hand	(1)	<b>815992</b>	
Rear Wing 'D' Post Panel			
Right Hand	(1)	<b>909696</b>	
Left Hand	(1)	<b>909695</b>	
Rear Wing 'D' Post Panel Repair Panel			
Right Hand	(1)	<b>909696REP</b>	
Left Hand	(1)	<b>909695REP</b>	
Rear Wing Pillar Panel			
Right Hand	(1)	<b>904003</b>	
Left Hand	(1)	<b>904002</b>	
Rear Screen Panel	(1)	<b>910737</b>	

**Bootlid & Rear Valance**

Boot Lid Assy (Brand New Original)	(1)	<b>912104</b>
Boot Lid Lower Panel (Vertical)	(1)	<b>908411</b>
Boot Hinge		
Right Hand	(1)	<b>809131</b>
Left Hand	(1)	<b>809130</b>
Boot Lid Rubber Seal	(1)	<b>720438</b>
Rear Outer Valance (Lamp Panel)	(1)	<b>715704</b>
Rear Inner Valance	(1)	<b>715520</b>
Rear Inner Valance Corner		
Right Hand	(1)	<b>815978</b>
Left Hand	(1)	<b>815975</b>
Boot Floor Panel	(1)	<b>910050</b>

**REAR OUTER VALANCE 715704**



DESCRIPTION	QTY REQ.	PART NO.	DESCRIPTION	QTY REQ.	PART NO.	DESCRIPTION	QTY REQ.	PART NO.
-------------	----------	----------	-------------	----------	----------	-------------	----------	----------

**FRONT DOOR QUARTER LIGHT & FRAME ASSY**  
REFER TO LISTINGS



## Windscreen, Seals & Door Glass

NB - Windscreens are collection only.

<b>Windscreen (Front)</b>		
Tinted - Laminated	(1)	923364
Clear - Laminated	(1)	WKC4599
Clear - Toughened	(1)	911539
Windscreen Sealing Rubber	(1)	904111
Finisher Strip (For Above)	(1)	613960
Finisher Strip Clip	(1)	611437
<b>Rear Screen Glass</b>		
Tinted - Heated	(1)	725521
Clear - Heated	(1)	716221
Rear Screen Sealing Rubber	(1)	913937
Finisher Strip (For Above)	(1)	613960
Finisher Strip Clip	(1)	611437
Rear Screen Sealing Rubber To 1976, No Finisher Used	(1)	808671
<b>Door Drop Glass</b>		
Tinted		
Front	(2)	821047
Rear	(2)	821048
Clear		
Front	(2)	808949
Rear	(2)	808955
<b>Door Quarter Light &amp; Door Frame Assembly</b>		
Tinted Glass		
Right Hand Front	(1)	821050
Left Hand Front	(1)	821049
Clear Glass		
Right Hand Front	(1)	810302
Left Hand Front	(1)	810301
German Spec (Tinted Glass)		
Right Hand Front	(1)	XKC2352
Left Hand Front	(1)	XKC2351
<b>Door Quarter Light Glass/Frame only</b>		
Tinted Glass		
Right Hand Front	(1)	577299
<b>Door Quarterlight Glass only</b>		
Tinted		
Front	(2)	725522
Rear	(2)	725523
Clear		
Front	(2)	712569
Rear	(2)	708771
<b>Quarterlight Sealing Rubber</b>		
Front		
Right Hand	(1)	808957
Left Hand	(1)	808956
Rear		
Right Hand	(1)	708693
Left Hand	(1)	708692

## Door Fittings & Seals

<b>Door Seal Rubber (Fits Around Door)</b>		
Front	(2)	709852
Rear	(2)	709853
<b>Door Aperture Edge Trim (Front &amp; Rear)</b>		
Black	(4)	RX3006B
<b>Door Glass Weatherstrip Seal (Outer) (Glass To Door)</b>		
Vehicle set of 4 (Inc Clips)		
Front	(1)	RT1286
Right Hand		
Left Hand	(1)	XKC3492
Left Hand		
Right Hand	(1)	XKC3491
Rear		
Right Hand	(1)	XKC3491
Left Hand	(1)	XKC3492
Clip - Outer Weatherstrip	(20)	613869
5 Per Seal		
<b>Door Glass Felt Seal (Inner) (Glass To Door)</b>		
Vehicle set of 4 (Inc Clips)		
Front or Rear Seals	(4)	RT1287
Clip - Inner Felt Strip (5 Per Seal)	(20)	GHF1582
Felt Kit (Drop Glass Channel)	(4)	RS1208
3 Felts Per Door Kit		
Rubber Seating Strip	(4)	617165
For Door Drop Glass		
<b>Door Quarterlight Filler Piece</b>		
Front	(2)	619669
<b>Door Check Strap</b>		
Front (RH or LH)	(2)	610170
<b>Door Hinge</b>		
Front (Upper or Lower)		
Rear	(4)	616393
Upper RH		
Upper LH	(1)	617431
Lower	(1)	617430
Lower	(2)	616396
Door Hinge Pin	(8)	607823
<b>Door Handles (Exterior)</b>		
Right Hand (Front or Rear)		
Left Hand (Front or Rear)	(2)	722674
Left Hand (Front or Rear)	(2)	722673
<b>Gaskets (Door Handle/Body)</b>		
Large	(4)	CZD1143
Small	(4)	24G3392

**DOOR QUARTER LIGHT SEALS (FRONT)**



**DOOR HANDLES & LOCK**



<b>Door Handles (Interior)</b>		
Door Opening Handle	(4)	718120
Window Winder Handle	(4)	621811
Plastic Bezel (For Winder)	(4)	623843
Retaining Pin (For Winder)	(4)	600832
Conical Spring (For Winder)	(4)	603382
<b>Window Winder Mechanism</b>		
Front		
RH	(1)	822879
LH	(1)	822878
Rear		
RH	(1)	822877
LH	(1)	822876
<b>Door Ashtray</b>		
Rear	(2)	627503
Front	(2)	347548A
<b>Door Lock - Front (Including keys)</b>		
RH	(1)	719623
LH	(1)	719622
Lock Barrel Retaining Clip	(2)	723290A
Door Lock Knob (Interior)	(4)	615888
<b>Door Lock (Rear of Door)</b>		
Front		
RH	(1)	912182
LH	(1)	912181
Rear		
RH	(1)	912184
LH	(1)	912183
Door Catch Plate (On Post)	(4)	CZK3009
Door Panel Retaining Clip	(A/R)	608511
Plastic Bucket (For Above)	(A/R)	613769

**DOOR GLASS OUTER WEATHER STRIP & CLIP KIT RT1286**



**DOOR GLASS INNER WEATHER STRIP & CLIP KIT RT1287**



DESCRIPTION QTY REQ. PART NO. DESCRIPTION QTY REQ. PART NO. DESCRIPTION QTY REQ. PART NO.

## Mirrors

Door Mirror - 'Bullet' Style (RH/LH)					
Chrome	(2)	<b>GAM105</b>			
Door Mirror - Standard					
Including fittings.					
Chrome					
RH	(1)	<b>GAM211</b>			
LH	(1)	<b>GAM212</b>			
Black					
RH	(1)	<b>GAM261</b>			
LH	(1)	<b>GAM262</b>			
Mounting Plate	(2)	<b>DZB5208</b>			
For Door Mirrors GAM261/2					
Gasket (for above)	(2)	<b>CZA7164</b>			
Door Mirror (Glass only)	(2)	<b>RTC2071</b>			
Rear View Mirror Head	(1)	<b>632091</b>			



**BULLET STYLE  
DOOR MIRROR  
GAM105**



**DOOR MIRRORS -  
BLACK OR  
CHROME**

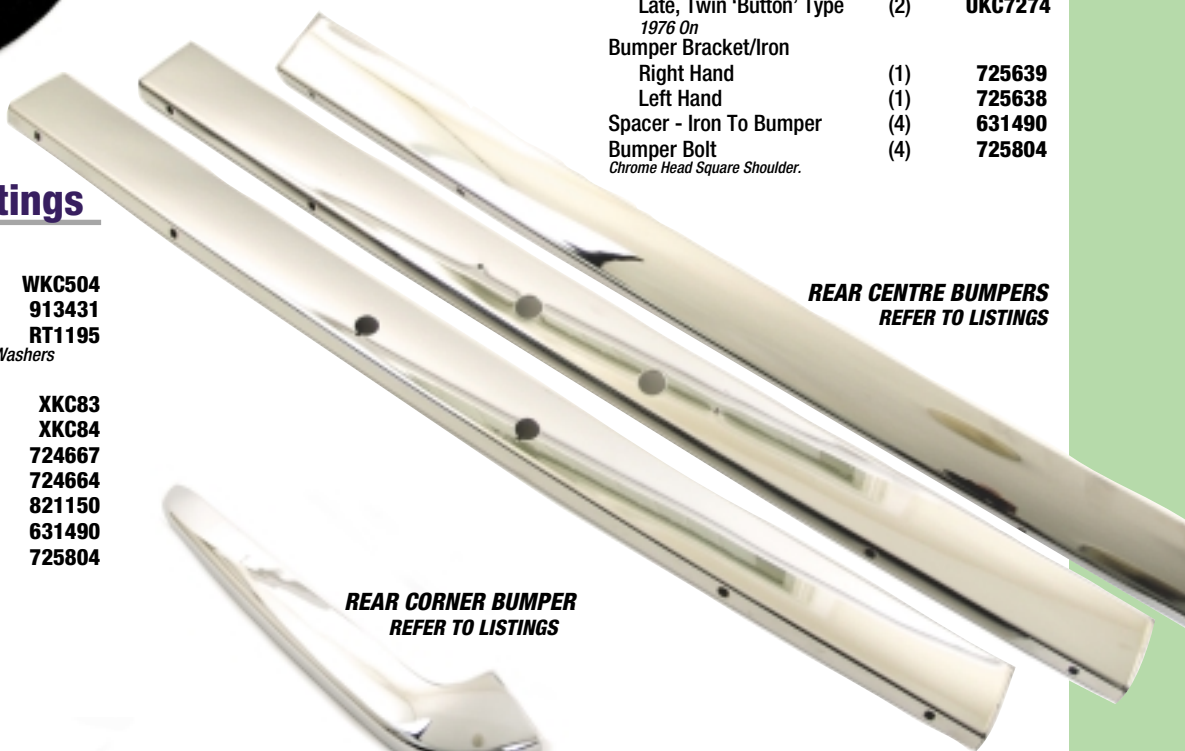
## Rear Bumper & Fittings

Rear Bumper Centre Section					
Early (1973-75 Approx, To WF4109)(1)		<b>913434</b>			
Alternate Mounting Brackets to later types.					
Drillings to suit early, single type No. Plate Lamp.					
Early (1975-76 Approx, WF4110 On)(1)		<b>917657</b>			
Drillings to suit early, single type No. Plate Lamp.					
Late (1976 On)	(1)	<b>XKC1680</b>			
Drilling to suit 'Button' type No. Plate Lamps.					
Rear Bumper Corner Section					
Right Hand	(1)	<b>913437</b>			
Left Hand	(1)	<b>913436</b>			

Joint Washer (Rubber)	(2)	<b>721168</b>			
Between Centre/Corner Section.					
Caged Nut	(2)	<b>FS2754</b>			
Corner Bumper Retaining.					
Rear Bumper Kit					
Inc Centre Section, 2 Corners & Joining Washers.					
Early (To 1976)	(1)	<b>RT1122</b>			
Late (1976 On)	(1)	<b>RT1123</b>			
Fixing Kit - Rear Bumper	(1)	<b>RT1196</b>			
Inc Nuts, Bolts, Washers & Spacers.					
Number Plate Light					
Refer to Electrical Section for full details.					
Early, Single Type (To 1976)	(1)	<b>151954</b>			
Late, Twin 'Button' Type	(2)	<b>UKC7274</b>			
1976 On					
Bumper Bracket/Iron					
Right Hand	(1)	<b>725639</b>			
Left Hand	(1)	<b>725638</b>			
Spacer - Iron To Bumper	(4)	<b>631490</b>			
Bumper Bolt	(4)	<b>725804</b>			
Chrome Head Square Shoulder.					

## Front Bumper & Fittings

Front Bumper					
All Models (1976 on)	(1)	<b>WKC504</b>			
1850 Only (To WF4109)	(1)	<b>913431</b>			
Fixing Kit - Front Bumper	(1)	<b>RT1195</b>			
Inc Nuts, Bolts, Washers & Spacers & Jointing Washers					
Underrider (Inc Rubber)					
Right Hand (1976 on)	(1)	<b>XKC83</b>			
Left Hand (1976 on)	(1)	<b>XKC84</b>			
Right or Left Hand (to 1976)	(2)	<b>724667</b>			
Overrider Rubber only	(2)	<b>724664</b>			
Bumper Bracket/Iron	(2)	<b>821150</b>			
Spacer - Iron To Bumper	(4)	<b>631490</b>			
Bumper Bolt	(4)	<b>725804</b>			
Chrome Head Square Shoulder					



**REAR CENTRE BUMPERS  
REFER TO LISTINGS**

**REAR CORNER BUMPER  
REFER TO LISTINGS**

## FRONT BUMPER UNDERRIDERS & IRONS REFER TO LISTINGS



## REAR BUMPER JOINT WASHERS & IRONS REFER TO LISTINGS





## Bootlid Fittings & Seals

Boot Seal	(1)	720438
Boot Lock & Key	(1)	616982
Boot Latch Assy (On Boot Lid)	(1)	708521
Boot Latch Catchplate (On Body)	(1)	719580
Boot Hinge Assy		
Right Hand	(1)	809131
Left Hand	(1)	809130

## Badges/Transfers/Stripes

Badge Fixer	(A/R)	GHF1532
Grille Badge (Front Panel)		
Sprint (To 1976)	(1)	ZKC375
1850 (To 1976)	(1)	629880
All Models (1976 On)	(1)	ZKC3050
TSOA (See photo)	(1)	HMP121001
Triumph Sports Owners Association		
Front Badge (Top of Front Panel)		
Sprint/1850 (To 1976)	(1)	627254
Front Wing Badge	(2)	725525
Lower, Side. All Models. Blue 'BL' Motif		
Rear Pillar Badge		
Sprint	(2)	ZKC377
1850/1500/1300	(2)	630507
Boot Lid 'Triumph' Badge		
Sprint/1850 (To 1976)	(1)	627563
All Models (1976 On)	(1)	ZKC3052
Boot Lid 'Model' Badge		
'Sprint' (To 1976)	(1)	ZKC376
'Sprint' (1976 On)	(1)	ZKC3062
'1850' (To 1976)	(1)	629594
'1850HL' (1976 On)	(1)	ZKC3060
'1500HL'	(1)	ZKC3058
'1500'	(1)	ZKC3056
'1300'	(1)	ZKC3054
Badge Fixer	(A/R)	GHF1532
Wheel Centre Badge		
1850/1500HL	(4)	ZKC1589
1500S	(4)	YKC1334
Chassis Commission Plate		
Sprint	(1)	RT1222
Laurel Leaf Transfer - Large		
Popular Application - Bonnet		
Black	(1)	XKC3700
Gold	(1)	XKC3702
Silver	(1)	XKC3701
Red	(1)	RB7222
Laurel Leaf Transfer - Small		
Popular Application - Front Wing		
Black, Gold or Silver	(2)	RB7178
'Sprint' Transfer (TR7 Type)		
Black, Gold or Silver	(A/R)	RB7206
Sprint Coachline Kit (As original) (1)		RT1282
Available in Black, Gold & Silver.		
Coachline (Original Sprint - Oddments)		
Black - Front Wing		
RH	(1)	725741
Silver - Front Wing		
RH	(1)	725743
LH	(1)	725742
'Rimmer Bros' Decal (Black/Silver)	(1)	RA1055
Tax Disc Holder (FREE!)	(1)	RX1355
Grille Badge - TSOA	(1)	HMP121001
Cloth Badge - BL Motor Sports	(1)	HMP190078
See on		

**FRONT GRILLE & HEADLAMP TRIM**  
SPRINT/1850/1500HL  
REFER TO LISTINGS



**FRONT GRILLE SECTION**  
1500/1300  
REFER TO LISTINGS




## Front Grille

Grille Section		
Sprint/1850/1500HL 'Honeycombe'		
Right Hand	(1)	819308
Left Hand	(1)	819307
Plastic Fasteners (For Above)	(4)	GHF1083
1500/1300 'Slats' (Inc Headlamp Surround)		
Right Hand	(1)	YKC2503
Left Hand	(1)	YKC2502
Headlamp Surround Trim		
Sprint/1850/1500HL - Black		
Right Hand	(1)	817389
Left Hand	(1)	817388
Sprint/1850/1500HL - Silver		
Alternative To Black		
Right Hand	(1)	817387
Left Hand	(1)	817386

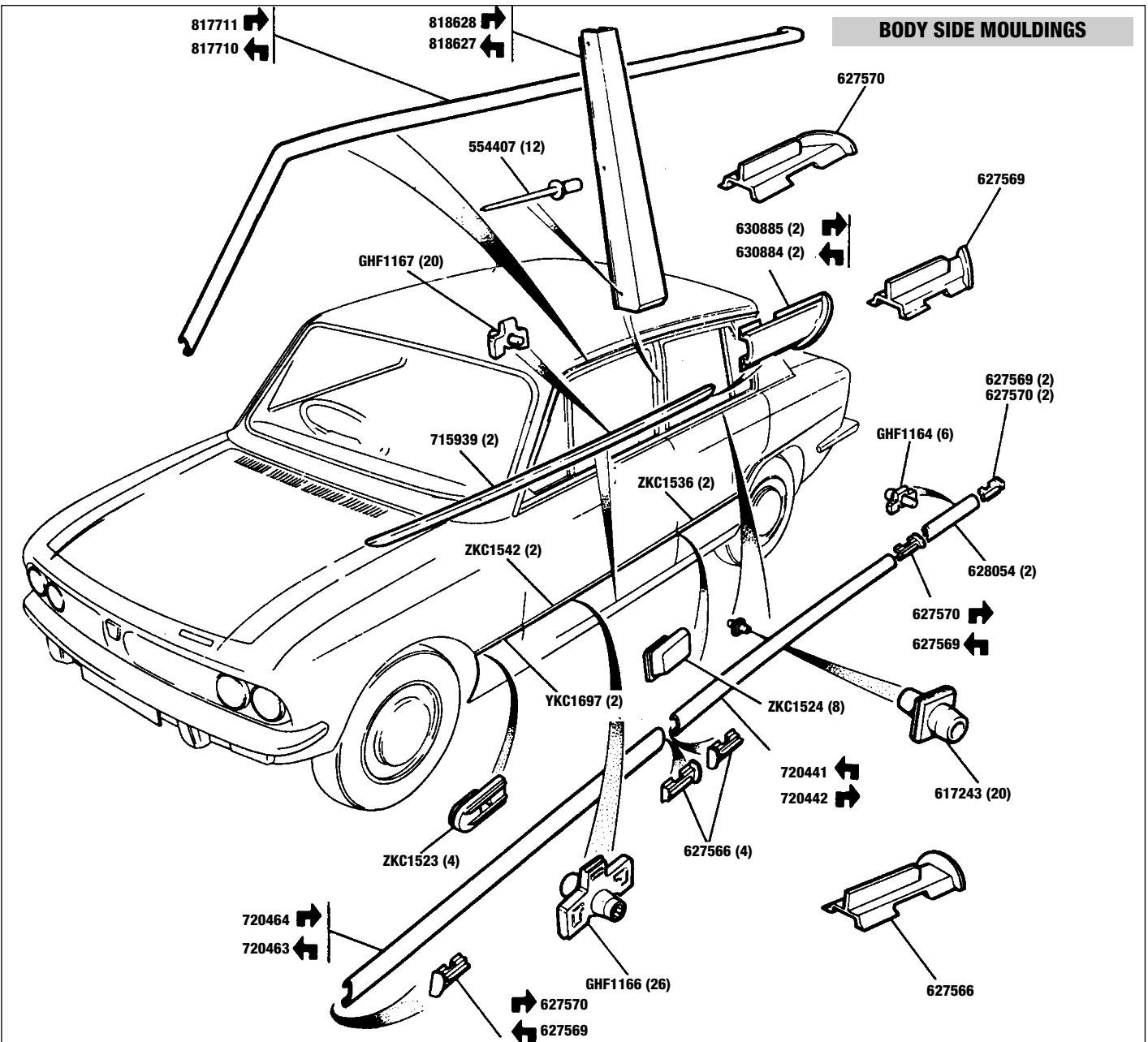
## Spoiler

Front Spoiler (BL Type)	(1)	GLZ607FG
Re-made in Fibreglass To Original Spec.		
Fixing Kit for Front Spoiler	(1)	GLZ607FK
Inc Nuts, Bolts, Washers		



**FRONT SPOILER**  
REFER TO LISTINGS





## Body Exterior Trim

### BODY REAR FINISHERS

Boot Lid Finisher Strip	(1)	<b>715004</b>
Rear Moulding (Above Bumper/Corner of Wing)		
Right Hand		
Sprint/1850/1500HL	(1)	<b>814522</b>
1500/1300	(1)	<b>814524</b>
Left Hand		
Sprint/1850/1500HL	(1)	<b>814521</b>
1500/1300	(1)	<b>814523</b>
Joiner Clip For Rear Mouldings	(2)	<b>614020</b>
Retainer Clip		
Metal	(15)	<b>GHF1154</b>
Plastic	(14)	<b>GHF1163</b>
Rear Pillar Vinyl Trim Cover		
Sprint/1850/1500HL		
Right Hand	(1)	<b>914011</b>
Left Hand	(1)	<b>914001</b>
Rear Roof/Pillar Chrome Trim		
Right Hand	(1)	<b>820951</b>
Left Hand	(1)	<b>820950</b>
Centre Finisher (For Above)	(2)	<b>614020</b>
Retaining Clips For Roof/Pillar Trim	(14)	<b>GHF1154</b>
End Finisher - Roof/Pillar Trim		
Right Hand	(1)	<b>708551</b>
Left Hand	(1)	<b>708550</b>
Mudflaps - Pair (Inc. fittings)		
Front	(1)	<b>GAC633DF</b>
Rear	(1)	<b>GAC633DR</b>

### DOOR TOP FINISHER STRIPS

Front Door Top Finisher Strip		
Right Hand	(1)	<b>720464</b>
Left Hand	(1)	<b>720463</b>
Rear Door Top Finisher Strip		
Right Hand	(1)	<b>720442</b>
Left Hand	(1)	<b>720441</b>
End Cap Moulding for Door		
Top Finisher		
Right Hand	(2)	<b>627570</b>
Left Hand	(2)	<b>627569</b>
Top Finisher - Centre	(4)	<b>627566</b>
Clips for Front & Rear Door		
Top Finisher Strips	(20)	<b>617243</b>
Rear Wing Top Finisher Strip	(2)	<b>628054</b>
End Cap Moulding (For Above)	(2)	<b>627570</b>
End Cap Moulding (For Above)	(2)	<b>627569</b>
Clips for Rear Wing Top		
Finisher Strips	(6)	<b>GHF1164</b>
'B' Post Trim - Between Doors		
Right Hand	(1)	<b>818628</b>
Left Hand	(1)	<b>818627</b>

### BODY SIDE FINISHERS

Sill Strip (Above Sill)	(2)	<b>715939</b>
End Caps for Sill Strip		
Right Hand	(2)	<b>630885</b>
Left Hand	(2)	<b>630884</b>
Clips for Sill Strip	(20)	<b>GHF1167</b>
Sill Strip Kit	(1)	<b>RS1553</b>
<i>Inc 2 Strips, End Caps &amp; Clips - see photo.</i>		
Lower Door & Wing Rubbing Strips		
Front Wing Lower Strip	(2)	<b>YKC1697</b>
End Cap Moulding (For Above)	(4)	<b>ZKC1523</b>
Front Door Lower Strip	(2)	<b>ZKC1542</b>
Rear Door Lower Strip	(2)	<b>ZKC1536</b>
End Cap Moulding	(8)	<b>ZKC1524</b>
<i>For Lower Door Strips</i>		
Retaining Clips	(26)	<b>GHF1166</b>
<i>For Lower Door Strips</i>		

**SILL STRIP KIT RS1553**

DESCRIPTION	QTY REQ.	PART NO.	DESCRIPTION	QTY REQ.	PART NO.	DESCRIPTION	QTY REQ.	PART NO.
-------------	----------	----------	-------------	----------	----------	-------------	----------	----------



**TOP QUALITY CARPETS SETS**  
(UNDERFELT KIT AVAILABLE SEPARATELY)


## Carpets

Our interior carpet sets are made from a high quality tufted pile material, with felt backed floorwell mats with sewn in rubber mats (front).

Full Interior Carpet Set	(1)	<b>RT1092</b>
<i>Colours available: Black, Brown, Beige, Blue (Dark or Light) &amp; Grey.</i>		
<i>Not inc boot carpet, also available in LHD form.</i>		
Carpet Underfelt Kit	(1)	<b>RT1198</b>
Front Footwell Carpets (Pair)	(1)	<b>RT1100</b>
<i>Carpet Replacement.</i>		
<i>Colours available: Black or Brown.</i>		
<i>Supplied in pairs only. Also available in LHD form.</i>		
Tailored Overmats		
Front (RHD/LHD) (Pair)	(1)	<b>RT1111</b>
Rubber Over Mat - Front (Pair)	(1)	<b>GAC411</b>

## Miscellaneous Interior

*This is only a small selection of what is available from our range of trim for the Dolomite. If you do not see what you require listed here, please enquire!*



**INSTRUMENT VENEER XKC1372**

**DASH VENEER SET XKC1385**

Gear Lever Gaiter Manual (Fabric)		
Black	(1)	<b>YKC1581</b>
Gear Lever Gaiter (Rubber)		
Sprint	(1)	<b>730405</b>
1850	(1)	<b>YKC1329</b>
Gear Shift Gate Auto (Plastic)	(1)	<b>722693</b>
Gear Lever Console - Sprint	(1)	<b>XKC1681</b>
Handbrake Gaiter (Fabric) - Black	(1)	<b>725151</b>
Parcel Shelf Assy	(1)	<b>WKC3219</b>
Parcel Shelf Edge Trim - see photo	(1)	<b>710971</b>
Dash Veneer Set - Sprint/1850/1500HL (76 on)		
RHD (Australian Spec)	(1)	<b>XKC2430</b>
RHD (Single Line Brakes - to '76)	(1)	<b>XKC570</b>
LHD (Single Line Brakes)	(1)	<b>XKC1385</b>
LHD (Tandem Brakes)	(1)	<b>XKC1389</b>
Instrument Facia Veneer only		
Tandem Brakes - Sprint/1850/1500HL		
RHD '76 on	(1)	<b>XKC1372</b>
LHD '76 on	(1)	<b>XKC1373</b>
Australia - Sprint/1850/1500HL		
RHD '76 on	(1)	<b>XKC2432</b>
Single Brakes - 1850		
RHD to '76	(1)	<b>814847</b>
LHD to '76	(1)	<b>814848</b>
Tandem Brakes - 1850		
RHD to '76	(1)	<b>822949</b>
Glove Box Lid - '76 on Sprint/1850/1500HL		
RHD	(1)	<b>715563</b>
LHD	(1)	<b>715564</b>
Heater Knob Escutcheon		
Sprint/1850/1500HL	(1)	<b>720093</b>
Glove Box Lock	(1)	<b>631404</b>
Glove Box Striker	(1)	<b>623668</b>
Facia Vent Ball	(1)	<b>719440</b>
Dash Speaker Grille	(1)	<b>715010</b>
Ashtray - Door Panel		
Front	(1)	<b>347548A</b>
Rear	(1)	<b>627503</b>
Headlining	(1)	<b>617429NC</b>
Grab Handle/Strap (Front LH or Rear)	(3)	<b>ZKC701</b>
Grab Handle (Passenger above door)	(3)	<b>YKC2530</b>



**PARCEL SHELF EDGE TRIM**



**SUNVISORS**  
REFER TO LISTINGS



## Sunvisors

Sunvisor - RHD		
Passenger (Mirror) (Early)	(1)	<b>710769</b>
Driver (Early)	(1)	<b>710789</b>
Passenger (Mirror) (Late)	(1)	<b>825080</b>
Driver (Late)	(1)	<b>825040</b>
Sunvisor - LHD		
Passenger (Mirror) (Early)	(1)	<b>710779</b>
Passenger (Mirror) (Late)	(1)	<b>825090</b>
Driver (Late)	(1)	<b>825050</b>
Sunvisor Mounting Rod	(1)	<b>617462</b>

## Boot Trim


Boot Floor Mat (Carpet)	(1)	<b>725591</b>
Boot Floorboard	(1)	<b>819100</b>
Boot Trim Boards		
Rear (Covers Rear Lights etc)	(1)	<b>912871</b>
Front (Behind Rear Seat)	(1)	<b>819101</b>
Side RH*	(1)	<b>913371</b>
Side LH*	(1)	<b>913361</b>
<i>*Requires slight modification for 1300/1500</i>		
Boot Lid Seal	(1)	<b>720438</b>

## Door Seals/Cappings & Fittings

See Also - Body Parts & Fittings (Door Fittings & Seals)

Door Seal Rubber Fits Around Door		
Front	(2)	<b>709852</b>
Rear	(2)	<b>709853</b>
Door Aperture Edge Trim - Black	(4)	<b>RX3006B</b>
Door Weatherstrip Seals		
<i>See Body Parts &amp; Fittings Section - Door Fittings &amp; Seals</i>		
Door Top Capping Veneer - Sprint/1850/1500HL		
Front - RH	(1)	<b>815028</b>
Front - LH	(1)	<b>815027</b>
Rear - RH	(1)	<b>815044</b>
Rear - LH	(1)	<b>815043</b>
Door Panel Retaining Clip	(A/R)	<b>608511</b>
Plastic Bucket For Clip	(A/R)	<b>613769</b>
Door Panel Clip (Flat)	(A/R)	<b>GHF1149</b>

### DON'T FORGET THE BOOT TRIM



### ENSURE YOUR SEAT BELTS ARE IN GOOD CONDITION (WE ALSO SUPPLY REAR INERTIA TYPE BELTS)



## Seat Belts & Headrests

Seat Belt Kit Inertia - Front (Each) (2)		<b>KXC2528SA</b>
<i>Per Seat, Inertia Type inc. Stalk, RH or LH</i>		
Seat Belt Kit Static - Front (Pair) (1)		<b>719910</b>
<i>Per Car, Static Type</i>		
Seat Belt Kit Rear		
Lap Belts (2-Point) (Pair)	(1)	<b>RS1394</b>
Inertia (3-Point) (Each)	(2)	<b>RT1153</b>
Headrest (Each)		
Beige	(2)	<b>917954</b>
Black	(2)	<b>917951</b>
Blue	(2)	<b>917957</b>
Chestnut	(2)	<b>917953</b>
Headrest Cover (Pair)		
Beige	(1)	<b>917954COVER</b>
Black	(1)	<b>917951COVER</b>
Chestnut	(1)	<b>917953COVER</b>
Blue	(1)	<b>917957COVER</b>

# TOLEDO

## TRIUMPH 1500/1300 FWD/RWD/TC

Many parts for these models are interchangeable with the Dolomite and therefore, availability is very good. However, if you have any specific parts enquiries please contact our Sales Office, who will be happy to consult Factory Parts Listings and advise if the part(s) you require are still available.

We have compiled a list of parts that we currently carry in stock that specifically fit the Toledo, 1500/1300 FWD/RWD/TC. Generally we have good stocks of all the items listed, most of which are now unavailable through the Rover network - so it's first come first served! We also have in stock many other parts where the quantity we hold is small, so we have not listed them here - it's always worth a call!



**OIL PUMP - 1500FWD**

### Engine - Miscellaneous

Oil Pump			
1500 FWD	(1)	<b>213486</b>	
Rear Engine Plate			
Toledo/1500TC	(1)	<b>201344</b>	
Exhaust Valve			
Toledo 1500 FWD	(4)	<b>145015</b>	
Inlet Valve Seat			
Toledo 1300 (1971-72)	(4)	<b>130814</b>	
Accelerator Cable			
1500 TC LHD	(1)	<b>156427</b>	
Toledo 1300 ('71-'76)	(1)	<b>155106</b>	
Engine Mounting - 1500 FWD			
Rear	(1)	<b>216859</b>	
Front	(2)	<b>217046</b>	
Drive Hub (Flywheel To Crank Pulley)			
1500 FWD	(1)	<b>155360</b>	
Head Gasket Set - 1300FWD	(1)	<b>GEG1171B</b>	



**ENGINE MOUNTINGS- 1500FWD**

### Clutch Kits

Clutch Kit			
3 piece including cover, plate & bearing.			
1300 FWD	(1)	<b>RT1224</b>	
1500 FWD	(1)	<b>RT1225</b>	
Toledo			
1970 to '4/75 (10 Spline Input Shaft)	(1)	<b>GCK273</b>	
'4/75 on (20 Spline Input Shaft)	(1)	<b>RT1127</b>	

**3 PIECE CLUTCH KITS**



### Cooling & Heating

Radiator (Recon) - 1500 FWD	(1)	<b>518962R</b>
Radiator Cap - Toledo	(1)	<b>GRC111</b>

### Exhausts


Downpipes			
1300 FWD S/C (1966-70)	(1)	<b>GEX1259</b>	
1500 FWD (1971-73)	(1)	<b>GEX1613</b>	
1500 TC RWD (1973-75)			
Manual	(1)	<b>GEX1444</b>	
1500 TC RWD (3/75-76)			
Manual	(1)	<b>GEX1617</b>	
Centre Silencers			
1300 FWD S/C (1966-70)	(1)	<b>GEX3209</b>	
1500 FWD (1970-71) Int. Pipe	(1)	<b>GEX1443</b>	
1500 FWD (1971-73)	(1)	<b>GEX3570</b>	
1500 TC RWD (1973-75)			
Man/Auto	(1)	<b>GEX3479</b>	
1500 TC RWD (3/75-76)			
Manual	(1)	<b>GEX3580</b>	
Tailpipe/Rear Silencer			
1300 FWD S/C (1966-70)	(1)	<b>GEX3210</b>	
1500 FWD (1971-73)	(1)	<b>GEX3571</b>	
1500 TC RWD (1973-75)			
Man/Auto	(1)	<b>GEX3527</b>	
1500 TC RWD (3/75-76)			
Manual	(1)	<b>GEX3587</b>	
Full Exhaust System			
Stainless Steel			
1500 RWD (1973-75)	(1)	<b>RT1219</b>	
Mild Steel			
1300 FWD - Single Carb (1966-70)	(1)	<b>RT1247</b>	

**CARB HEATSHIELD- 1500FWD**



### Fuel

Fuel Filler Pipe (Wing To Tank)			
Toledo/1500	(1)	<b>212015</b>	
Heatshield - Single Carb			
1500 FWD	(1)	<b>311967</b>	
Carb Link Rod Kit - 1300	(1)	<b>153780</b>	



**CV JOINT/AXLESHAFT/ REAR HUB - FWD**

### Transmission

Gearbox Assy (Recon) - FWD			
1300	(1)	<b>402363R</b>	
1500	(1)	<b>518599R</b>	
Input shaft/Gearbox			
1500 FWD	(1)	<b>145552</b>	
1300 FWD	(1)	<b>137617</b>	
Gear Selector Op Lever & Bush			
1500 FWD	(1)	<b>157113</b>	
Clutch Release - 1500 FWD	(1)	<b>139687</b>	
Synchro Ring - 1500 FWD	(4)	<b>146193</b>	
Synchro Hub - FWD	(2)	<b>142439</b>	
Idler Gear - 1500 FWD	(1)	<b>216505</b>	
Gear Lever Single Rail (Non O/D)	(1)	<b>UKC3282</b>	
Selector Fork - 1st/2nd	(1)	<b>145189</b>	
Propshaft (Front Section)			
Toledo/1300	(1)	<b>311710</b>	
Speedo Cable			
Toledo	(1)	<b>GSD261</b>	
1300 FWD	(1)	<b>GSD139</b>	

### FRONT DRIVESHAFTS (FWD)

CV Joint - 1500 FWD	(2)	<b>518093</b>
Hub Bearing Kit - FWD	(2)	<b>RT1203</b>
Hub Housing/Link - FWD	(2)	<b>307283</b>
Driveshaft/CV Assy	(2)	<b>214600</b>
CV Boot	(2)	<b>153620</b>
CV Boot - 1300 FWD (Late)	(2)	<b>150919</b>
Inner Axle Shaft	(2)	<b>142776</b>
G/Box To Drive Coupling	(2)	
Rubber Drive Coupling		
Rotoflex/Doughnut	(2)	<b>GCD301</b>
Bolt - Drive Coupling		
Short	(4)	<b>141850</b>
Long	(4)	<b>144588</b>
Rear Hub Assy 1500 FWD		
Inc Studs	(2)	<b>157907</b>
Bare	(2)	<b>514458</b>
Rear Wheel Bearing Kits		
1500 FWD	(2)	<b>RT1204</b>
1300/1300 TC	(2)	<b>RT1205</b>
Differential		
1500 RWD (3.89:1) & Toledo 1500 RWD Reconditioned	(1)	<b>TKC2619R</b>

DESCRIPTION QTY REQ. PART NO.

## Suspension - Miscellaneous

Shock Absorber		
Front - 1300 FWD	(2)	<b>GSA268</b>
Rear - 1300 FWD	(2)	<b>GSA281</b>
Front - Toledo/1500	(2)	<b>GSA71107</b>
Front Spring		
1300 FWD	(2)	<b>211195</b>
Toledo/1500 RWD	(2)	<b>217448</b>
Rear Spring - 1300 FWD	(2)	<b>213037</b>
Front Hub Housing/Link - FWD	(2)	<b>307283</b>
Lower Ball Joint Repair Kit		
<i>For original Spec Joint</i>		
Toledo/1500/1300 FWD	(1)	<b>520199</b>
Lower Fulcrum Pivot Bush ( <i>Track Arm</i> )		
Drum Brakes - Toledo	(1)	<b>155297</b>
Top Ball Joint - 1300	(1)	<b>GSJ132</b>
Inner Track Arm Control Bush - 1300	(1)	<b>153098</b>

## Steering

Steering Rack - FWD 1300/1500(1)	<b>RKC288R</b>
----------------------------------	----------------

## Brakes

Remote Servo Kit - Toledo/1300 FWD (1)	<b>RH5272</b>
Brake Master Cylinder	
Toledo ( <i>1970-72</i> )	(1) <b>GMC224</b>
Toledo & 1500 ( <i>1972-76</i> )	(1) <b>GMC216</b>
Rear Wheel Cylinder - Toledo	
Manual Adjust	
Front Drum Vehicles	(2) <b>GWC1208</b>
Front Disc Vehicles	(2) <b>GWC1110</b>
Auto Adjust	
Front Disc Vehicles	(2) <b>GWC1502</b>
Front Wheel Cylinder - Toledo ( <i>Front Drum Vehicles</i> )	
RH	(1) <b>GWC604</b>
LH	(1) <b>GWC603</b>
Rear Wheel Cylinder	
1500 ( <i>1970-76</i> )	(2) <b>GWC1502</b>
Brake Discs - 1300/1500 FWD	(2) <b>307289</b>
Brake Drum (Rear) - 1300 FWD	(2) <b>307266</b>
Brake Pads	
Toledo & 1500	(1) <b>GBP283</b>
1300 TC FWD	(1) <b>GBP574</b>
Disc Backplates - 1300 FWD	
RH	(1) <b>307284</b>
LH	(1) <b>307285</b>
Brake Shoes - Toledo	
Front	(1) <b>GBS721</b>
Rear	
Manual Adjust	(1) <b>GBS815</b>
Auto Adjust	(1) <b>GBS746</b>
Handbrake Cable - 1300 FWD	
Front	(1) <b>139123</b>
Rear	(1) <b>139125</b>
Front Backplate Adjuster Kit	(2) <b>RT1226</b>
Rear Backplates - Toledo/1500 ( <i>Auto Adjust</i> )	
RH	(1) <b>215749</b>
LH	(1) <b>215748</b>
Copper Brake Pipe Kit	
Toledo	(1) <b>RT1249</b>
1500 RWD	(1) <b>RT1248</b>

DESCRIPTION QTY REQ. PART NO.



**DISTRIBUTOR - 1500 TOLEDO**

## Electrical

Rear Lamp - 1500 - LH	(1)	<b>216366</b>
Choke Warning Light Switch	(1)	<b>137607</b>
Wiper Motor - Toledo	(1)	<b>GEU7720</b>
Distributor - Toledo/1500	(1)	<b>218106</b>



**WIPER MOTOR - TOLEDO**

## Bodywork

Doors		
Toledo 2 Door - LH	(1)	<b>814853</b>
1300 FWD Rear - LH	(1)	<b>576821</b>
Door Skins - Toledo 2 Door		
RH	(1)	<b>814748</b>
LH	(1)	<b>814747</b>
Rear Wing Left Hand Rear		
1300FWD	(1)	<b>904138</b>
Rear Upper Valance		
Toledo FWD	(1)	<b>903868</b>
Rear Inner Valance		
Toledo 2 Door	(1)	<b>715698</b>
Headlamp Cowl Panel		
1300 FWD - LH	(1)	<b>904079</b>


## DOOR SHELL & SKIN TOLEDO - 2 DOOR



**REAR VALANCE - TOLEDO**

DESCRIPTION QTY REQ. PART NO.

## FRONT GRILLE - TOLEDO



## Body Trim/Bumpers

Headlamp Surround/Grille - Toledo		
Early, Single Headlamp - LH (1)		<b>913511</b>
1973 On - RH	(1)	<b>XKC1851</b>
1973 On - LH	(1)	<b>XKC1850</b>
Bumper - Rear Centre		
1500		
RWD ( <i>Early - to WF4109</i> )	(1)	<b>913434</b>
FWD/RWD ( <i>Late - WF4110 on</i> )(1)		<b>917657</b>
<i>Suits single type no. plate lamp.</i>		
Toledo	(1)	<b>917658</b>
Bumper Rear LH Corner - Toledo		
Early type	(1)	<b>917659</b>
Late type	(1)	<b>WKC1644</b>
Bumper Iron (Rear) - Toledo/1500(2)		<b>819159</b>
Bumper - Front Underrider Assy		
1500FWD/RWD/1300	(2)	<b>819155</b>

## BUMPER UNDERRIDER



## Interior Trim

Door Trim Panel ( <i>Front</i> ) - Toledo/1300 ( <i>4 Door</i> )		
Right Hand	(1)	<b>815191</b>
Left Hand	(1)	<b>815181</b>

## Miscellaneous


Hub Caps		
1500 RWD	(1)	<b>815420</b>
1500 FWD	(1)	<b>809784</b>
Wheel Trim Badge		
1500/1300 FWD ( <i>Blue</i> )	(1)	<b>721340</b>
Heater Unit Assy		
1500 FWD	(1)	<b>913530</b>
Door Handle (Exterior) - Toledo/1500		
RH	(1)	<b>722674</b>
LH	(1)	<b>722673</b>
Rear Door Lock Assy RH		
Toledo	(1)	<b>912184</b>
Door Hinges - Front ( <i>All Models</i> )	(1)	<b>616393</b>
Front Door Top Channel		
Toledo	(1)	<b>617192</b>
Rear Quarter Glass -		
Toledo 2 Door	(1)	<b>813914</b>
Bonnet Striker Catch Plate	(1)	<b>617021</b>
Dash Facia Vent Ball ( <i>All Models</i> )	(1)	<b>719440</b>
Speedometers		
1500 FWD	(1)	<b>216379</b>
1300 FWD	(1)	<b>211877</b>
Temperature Gauge - Toledo	(1)	<b>518325</b>
Rear Screen Rubber Seal		
Toledo/1500	(1)	<b>808671</b>
Workshop Manual ( <i>Autodata</i> )		
FWD 1965-73	(1)	<b>RX1292AD</b>
Handbook - Toledo 1500	(1)	<b>545140</b>



**ENGINE**

**OIL COOLER KIT**

Our oil cooler kit includes the radiator, hoses and all fittings. A thermostat is available separately.



Oil Cooler Kit  
Sprint/1850  
1500/1300  
Thermostat

**RB7060**  
**514082**  
**RS1456**

**OIL PRESSURE GAUGE KIT**

Oil Pressure Gauge Kit  
All Models  
Oil Pressure/Water Temp Gauge Kit -  
All models (combined gauge)  
'T' Piece  
Use if retaining oil pressure warning light.  
Bracket (for remote mounting of gauge)

**RX1351**  
**RX13510W**  
**RX1352**  
**RB7050**



**SPIN-ON OIL FILTER CONVERSION KIT - SPRINT/1850**



This kit converts the standard 'Bowl' type Filter to the more efficient 'Spin-on' Cartridge type which makes filter changing easier & cleaner.  
**RECOMMENDED FOR ALL OWNERS!**

Adaptor (1) **RB7016**  
Vehicles without engine oil cooler  
Adaptor (1) **RB7048**  
Vehicles with engine oil cooler.  
Oil Filter Cartridge (1) **RR1243**  
Service kit for adaptor (1) **RB7016SK**

**ALLOY ROCKER COVER**



Alloy Rocker Cover - 1500/1300 **214814A**

**K&N AIR FILTERS**



**These units replace the existing air cleaner box and improve engine breathing - they look good too!**

Don't forget to order cleaning and re-oiling fluids.  
Note: Carb needles may require changing depending upon application.

**K&N Filters (Each)**  
Sprint (HS 6) (2) **RT1209**  
1850/1500 (2) **RL1377**  
1300 (1) **RL1377**  
**Stub Stacks (Each)**  
Sprint (2) **RB7101**  
1850/1500 (2) **RL1396**  
1300 (1) **RL1396**  
**Needles (Each)**  
For K&N applications (if required).  
Sprint (HS6) (2) **CUD1141**  
1850 (2) **CUD1025**  
**Cleaning Fluid (K&N) (1 Litre) (A/R) **RX1346****  
**Element Oil (Use after cleaning)**  
29.58ml Sachet (A/R) **RX1347**  
250ml Bottle (A/R) **RX1348**  
400ml Aerosol (A/R) **RX1349**



**ROCKER FEED KIT - 1500/1300**

**ROCKER OIL FEED KIT**



Excessive rocker shaft wear is a classic complaint about the Triumph push rod engines. The external rocker feed kit is an effective and easy to fit solution to the problem. It works by piping oil from a plug hole in the cylinder block main oil gallery up to the cylinder head, thereby maintaining a higher oil flow than standard. No drilling or tapping is required for installation. The kit is so good, it looks as though it should always have been there!

**EXTERNAL ROCKER FEED KIT**  
1500/1300

**RR1340**

**The Rocker Feed Kit and Oil Consumption**

When the supplementary oil feed to the rocker gear is fitted, an increase in oil consumption is often encountered. This is attributed to oil being drawn down worn valve guides. The extra amount of lubricating oil flowing through the valve and rocker chamber, as supplied by the feed kit, exaggerates any tendency for oil to be sucked down worn valve guides past worn valve stems. The best solution is to fit new valves and guides, but this is not always on the top of the repair priority list. To assist in the reduction of oil being sucked down the guides a method of valve stem oil seal is required. We offer the simple do-nut rubber ring that is used so successfully on MG sports cars. Its part number is AEK113, one per valve stem.

Now the clever bit... How to fit them without removing the cylinder head from the car?

Each seal needs to be fitted to the valve stem above the valve guide but below the valve spring upper retaining cap(s). Remove the rocker cover, rocker gear and the spark plugs. Cover the holes that the push rods come up through so nothing can be dropped down into the engine. Turn the crankshaft so that number one piston is at bottom dead centre (BDC). Feed a length of clean, pliable rope down the spark plug hole of number one cylinder, leaving a bit hanging out so you can retrieve it. Now, slowly and carefully turn the crankshaft clockwise by hand, a resistance will be felt as the rising piston in that bore compresses the rope against the combustion faces of the two valves in that cylinder, holding them against their seats. The valve collets and spring caps of that cylinder can now be removed without the fear of losing the valves down the bore. The valve stem oil seals can be fitted to these two valve stems and perhaps a new set of valve springs.

Be honest, this tip has saved the cost of a decoke set! Once the valve stem oil seals and other parts have been refitted to this first pair of valves satisfactorily, simply turn the crank anticlockwise to BDC, withdraw the rope and repeat the process on the remaining cylinders and pairs of valves.

To be sure that the rope has compressed sufficiently against the faces of the valves, attempt to push the valves by hand, as if being acted on by the rockers before removing the spring caps or collets, this is the fail safe check. This method can be adopted anywhere as it does not require the use of compressed air, special tools or luck.

# ELECTRICAL

## HALOGEN HEADLAMP CONVERSION KIT



Halogen Headlamp Conversion Kit **RM8100**

RDH - Sprint/1850/1500HL  
Inc. 4 headlights, bulbs & relay.

Halogen Bulb (100/80w uprated) each **GLB484**

Halogen Bulb 'Xenon' (60/55w) pair **GLB472X**

## KENLOWE ELECTRIC FAN KIT



Kenlowe Electric Fan Kit  
Sprint/1850  
1500/1300

**RT1008**  
**RB7065**

## ELECTRONIC IGNITION SYSTEMS



These kits offer a maintenance free ignition system, (in place of contact points) with potential for improved performance and fuel economy.

Electronic Ignition Kit

Sprint (Lumenition Magnetronic)

Sprint (Newtronic)

1850 (Lumenition)

1850 (Newtronic)

1500/1300 (Lumenition)

1500/1300 (Newtronic)

**RT1251**

**RT1194**

**RB7133**

**RB7168**

**RL1262**

**RT1194**

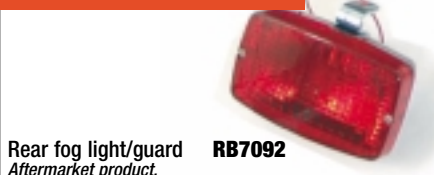
## FRONT FOG LIGHTS



Front 'Fog light' (Supplied in Pairs)  
Aftermarket product.

**RX1370**

## REAR FOG LIGHTS



Rear fog light/guard  
Aftermarket product.

**RB7092**

## PORTABLE WORKLIGHT

Ideal for working on you car or for jobs around the house. Inc. 240v-500w tungsten halogen lamp, 2m cable and BS plug.



Portable Halogen Worklight (500w) **RX1263**

## INSPECTION LAMP



Inspection Lamp/Halogen

**RX1424**

Plugs into cigar lighter.

## BATTERY CONDITIONER



**The battery charger that turns on and off, automatically.**

Suitable for all 12 volt batteries (from 5AH to 100AH), this superb product constantly revitalises the battery cells - helping to extend cell life, without the danger of overcharging.

**Battery Conditioner Kit - RX1410**

Comes complete with all fittings & operating instructions.

**LOOK AT THESE BENEFITS;**

- Designed to be left connected for long periods.
- Use without disconnecting vehicle electrics.
- L.E.D. battery condition display.
- Thermal cut-out facility.
- 12 month guarantee.

**Can also be used for these applications providing they use a 12 volt battery;**

Caravans, lawn mowers, motorbikes, motor boats, wheel chairs and general leisure use.

**BATTERY CHARGER GAC7106**

Conventional type 6v/12v

## UPRATED HI-TORQUE STARTER MOTOR



Fits as direct replacement. Starts engine regardless of compression or temperature.

Up to 200% more cranking power using up to 50% less current.

Up-rated Hi-Torque Starter Motor

Outright sale, no exchange.

Sprint - all models

1300 - all models

**GEU4471UR**

**GEU9405UR**

## AIR HORNS



Air horns  
(Electric type)

**RX1381**

Twin 'Compressed - Air' Horns.

**STEERING WHEELS & FITTINGS**



**Motolita Steering Wheel**  
Inc. Boss & fittings 14" diameter.  
Wood Rimmed

- Dished (with holes) (1) **RS1538D**
- Dished (with slots) (1) **RS1538DS**
- Flat (1) **RS1538**

**Motolita Steering Wheel**  
Inc. Boss & fittings 14" diameter.  
Leather Rimmed

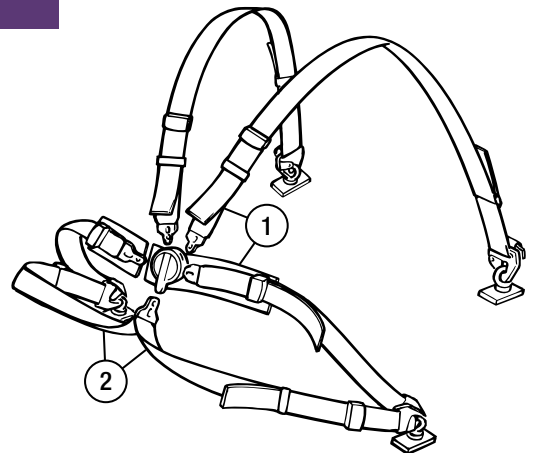
- Dished (1) **RS1577**
- Flat (1) **RS1539**

**Mountney Wood Rimmed Steering Wheel**  
Semi-Dished (13") (1974 on) (1) **RT1280**

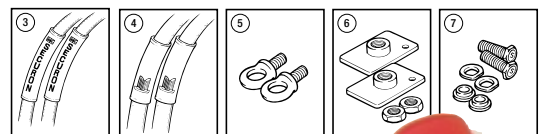
**COMPETITION TYPE HARNESS**



A popular alternative to standard seat belts - these really do look the part!  
The 4-point harness shown (no. 1) can be converted to the 6-point type by the inclusion of the crotch strap listed (no. 2). Note that fittings (eye bolts, reinforcement plates & bolts/spacer sets) are supplied separately. Harnesses are supplied singularly in 2" wide red webbing (black or blue webbing supplied to special order). This harness is designed for road use - please contact us if you have specific FIA/RAC approved type requirements.



- |   | QTY | REQ. |               |
|---|-----|------|---------------|
| <b>1 HARNESS</b> , competition type, red (each)                     | (2) |      | <b>RX1500</b> |
| <b>2 CROTCH STRAP</b> , red (each)                                  | (2) |      | <b>RX1501</b> |
| <b>3 SHOULDER PADS</b> , 'Securon' (pair) available in red or black | (2) |      | <b>RX1502</b> |
| <b>4 SHOULDER PADS</b> , 'Triumph' (pair) black                     | (2) |      | <b>RX1414</b> |
| <b>5 EYE BOLT SET</b> (pair)  | (2) |      | <b>RX1503</b> |
| <b>6 REINFORCEMENT PLATE SET</b> (pair)                             | (2) |      | <b>621112</b> |
| <b>7 BOLT &amp; SPACER SET</b> (pair)                               | (2) |      | <b>RX1505</b> |



**TRIUMPH SHOULDER PADS RX1414**

**SECURON SHOULDER PADS RX1502**



# GENERAL

# ACCESSORIES

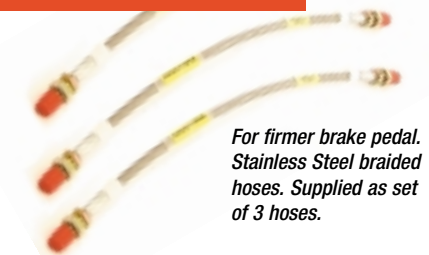
## UPRATED DISCS & PADS



EBC turbo groove discs and 'Green Stuff' Kevlar pads. Handed discs (rh/lh) with curved grooves & dimples offer superb stopping power when combined with pads. The pads may be fitted to standard discs also.

Up-rated Discs & Pads (Set) **RT1013UR**  
 Up-rated Discs (pair) **312078UR**  
 Up-rated Pads (set) **GBP283GS**  
 Pins/shims available separately.

## BRAKE HOSE SET - GOODRIDGE



For firmer brake pedal. Stainless Steel braided hoses. Supplied as set of 3 hoses.

Goodridge Performance Brake Hose Set  
 Sprint **RT1284GR**  
 1850/1500/1300 **RT1285GR**

## DECALS & BADGES



'Union Jack' badge **RX1299**  
 Enamel 30 x 50mm  
 Grille badge 'T. S. O. A' **HMP121001**  
 'Triumph Sporting Owners Association'  
 Cloth badge 'BL Motor Sports' **HMP190078**  
 'Sew-on' product.

## VEHICLE RECORD LOG & HANDBOOK WALLET

Glovebox wallet/folder **RX1421**  
**Look & Be Organised.**  
 This wallet is ideal for holding your owners handbook, service/MOT log, invoices & MOT certificates.

Service/MOT record log **RX1422**  
**A visible service record of your classic.**  
 Use this log book for keeping a full record of your classics service, tax & MOT dates.  
 Over the years the historic record will prove to any potential purchaser how you have cared for your car.

## DOOR MIRRORS



DOOR MIRRORS - BLACK OR CHROME

Door Mirror - 'Bullet' Style (RH/LH)  
 Chrome **GAM105**  
 Door Mirror - Standard  
 Including fittings.  
 Chrome  
 RH **GAM211**  
 LH **GAM212**  
 Black  
 RH **GAM261**  
 LH **GAM262**

BULLET STYLE DOOR MIRROR  
**GAM105**

## GEAR LEVER KNOBS

Gear Lever Knob - Non Overdrive Models  
 Wood **RL1528W**  
 Leather **RL1528L**  
 Wood (larger Amco style) **RL1528WA**  
 Leather (larger Amco style) **RL1528LA**



## FRONT SPOILER

Front Spoiler (to original spec) **GLZ607FG**  
 Fitting Kit **GLZ607FK**



## POLYURETHANE BUSH KIT



Please refer to 'Suspension' section on page 27.



**FOR ALL YOUR DOLOMITE PARTS REQUIREMENTS**



ADVERTISING PRINTS

Reproductions of original Triumph adverts. We have available in our sales shop a good selection of full colour advertisements/posters as released by Triumph - British Leyland, representing adverts used Worldwide.

Red Dolomite Sprint RT1146
Picture: Red car with doors open.
Caption: The Triumph Dolomite Sprint. Any faster 4-door saloon you can find will cost £ hundreds more.

Yellow Dolomite Sprint RT1140
Picture: Yellow car front view.
Caption: The incredible Triumph Dolomite Sprint.



RT1146



RT1140

MODEL CARS



Die Cast Model Cars
1/43 Sprint Police Notts Cons RT1283.01
1/43 Sprint BL Works Rally Car RT1283.02

BOOT RACK



Boot Rack
Aluminium frame/wood slats (inc. fittings)
All Aluminium frame (inc. fittings)

RX1330
RX1330A

TRANSFERS



'Triumph Laurel' Leaf Transfer - Large
Popular application - Bonnet
Black XKC3700
Gold XKC3702
Silver XKC3701
Red RB7222

'Triumph Laurel' Leaf Transfer - Small
Popular application - Front Wing
Black, Gold or Silver RB7178

'Sprint' Transfer (TR7 Type)
Black, Gold or Silver RB7206



HELP US TO HELP YOU

If you are not sure which part/part number you require, to help ensure you receive the correct component, wherever possible please quote:


MODEL, YEAR, CHASSIS AND/OR ENGINE NUMBER
PLUS ANY COMPONENT INFORMATION.

ENGINE BAY LABEL KITS



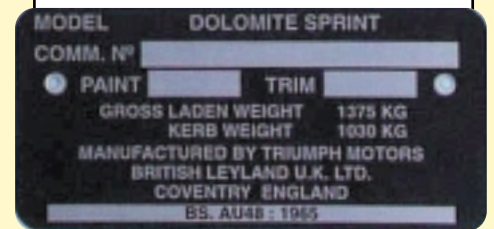
SPRINT

Engine Bay Label Kit
Sprint
1500/1300
RT1207
RL1634



1500/1300


CHASSIS PLATE



Chassis Plate (Sprint) RT1222


**GENERAL**

**MUDFLAPS**



Mudflaps (Pair)  
Front (Inc. fittings) **GAC633DF**  
Rear (Inc. fittings) **GAC633DR**

**CLEAN WHEEL DISC SET**




'Clean' wheel disc set **RL1367**  
Discs fit behind front road wheels to help control and prevent brake dust contamination.

**OVERMATS**



Footwell (Front) tailored overmats;  
Suitable for RHD & LHD models.  
Velour (Pr) **RT1111**  
Rubber (Pr) **GAC411**




**COFFEE MUG**



'Triumph' Coffee Mug **RX1264**

**VALVE CAPS**



Valve cap set, Triumph **HMP190129**

**TAX DISC HOLDER**

**FREE**



Tax disc holder (Free of charge) **RX1355**

**DECAL**



Decal 'Rimmer Bros'  
Black/Silver, Self adhesive. **RA1055**

**KEY RING**



Key ring/fob;  
'Laurel' (as shown) **RM8194**  
'Triumph shield' **RF4109**

**BASEBALL CAP**



'Rimmer Bros' Baseball Cap **RX1425**

**VOUCHERS**



Rimmer Bros 'Vouchers';  
Vouchers make an ideal present for Classic car owners.  
£5.00 value **RX1337**  
£10.00 value **RX1338**  
£20.00 value **RX1339**  
£50.00 value **RX1341**

**VEHICLE NUMBER PLATES**



**STANDARD**



**DELUXE-3D**



**BLACK - PRESSED ALUMINIUM**



**BLACK - ACRYLIC**



**BLACK - ACRYLIC (ENGRAVED)**

**ONLY AVAILABLE TO PERSONAL CALLERS.**

New legislation from 1/1/03 states that number plates can only be sold directly to the owner of the vehicle together with proof of ownership and personal identification.

We will need sight of the following three original documents:-

- Vehicle registration document (V5)
- Driving Licence or utility bill.
- Passport or credit card (with photo ID), or travel/works pass (with photo ID).

Number plates are made to special order.

Please note that it is also now mandatory in the UK for all new number plates to bear the originating suppliers name, postcode and telephone number (i.e. Rimmer Bros).

**Vehicle Number Plate - Front**

Standard	<b>NPF</b>
Standard with 'GB' logo	<b>NPFGB</b>
Deluxe - 3D effect	<b>NPF3D</b>
Deluxe - 3D effect with 'GB' logo	<b>NPF3DGB</b>

**Vehicle Number Plate - Rear**

Standard	<b>NPR</b>
Standard with 'GB' logo	<b>NPRGB</b>
Deluxe - 3D effect	<b>NPR3D</b>
Deluxe - 3D effect with 'GB' logo	<b>NPR3DGB</b>

**Vehicle Number Plate (Pair) - Black**

Black background, Silver letters Legal on Vehicles Reg. to 1/1/73.	
Pressed aluminium (PR)	<b>RX1365</b>
Acrylic - standard letters (PR)	<b>RX1365B</b>
Acrylic - engraved letters (PR)	<b>RX1365A</b>

**Fitting Kit - number plates** **NPK**  
Universal kit including 4 self tap screws, 2 white cups, 2 yellow cups & 8 double sided adhesive pads.

**CAR STORAGE**

**CAR-CAPSULE**

*The dry solution for car storage problems.*

*Car-Capsule practically eliminates the problems of dust, dirt, scratched paintwork & moisture retention, which can lead to corrosion problems.*

*Quick and very easy to use, Car-Capsule is suitable for both long and short term storage.*

*The energy efficient (low-voltage) fan maintains a continuous flow of filtered air passing over and through the stored vehicle.*

*Car-Capsule helps prevent interiors from becoming damp & musty during storage.*

**Dolomite Car-Capsule (480x180cm) *RX1402***

*Also available in 420x160cm (RX1401) & 540x200cm (RX1404) sizes.*



**OUTDOOR 'MONSOON' SEMI-TAILORED CAR COVERS**



Our range of semi-tailored outdoor car covers offer total protection with a range of sizes to suit all applications.

Spitfire, GT6, TR2 & 3

TR4 - 6, TR7 - 8, Dolomite, Herald, Vitesse

Stag

2000/2500 saloons, Rover SD1

Extra large - Range Rover etc

**RX1516**

**RX1517**

**RX1518**

**RX1519**

**RX1520**

**FEATURES...**

- Tough grey outer skin
- Soft non woven lining
- Double stitched with heated seams
- Roof vents allowing moisture to escape
- Under body securing straps with soft fastener covers
- Elasticated front & rear hems for snug fit
- UV resistant to prevent paint fade
- Complete with zipped storage bag
- Great value for money!

**TOTAL PROTECTION!**

**INDOOR TAILORED CAR COVERS**



**Cover It up !**

**Look at these features ...**

- Breathable Cotton material.
- Available in a choice of colours.
- Excellent tailored fit.
- Superb Value for Money.
- Embroidered Model Name/Logo.
- Supplied with FREE Storage Bag.
- Manufactured in the UK.

*These quality tailored indoor car covers are exclusive to Rimmer Bros, and have been individually designed for each model to ensure a really close fit. They are manufactured to our specification in a 'Breathable Sateen Cotton' material that is strong, but yet light in weight, making them very easy to fit. They will provide ideal protection whilst your car is in the garage - whether just parked up for a few days, or stored over the winter months - from dust, bright sunlight and from those annoying little marks when people brush past. The covers, which are available in a choice of colours, are supplied with a matching storage bag. This product is manufactured Solely in the United Kingdom. Available in Blue, Red & Green.*

**Dolomite 'Sateen' Car Cover *RT1152***

*Indoor Car Covers also available for other models.*

# BOOKS & VIDEOS



## WORKSHOP MANUALS (FACTORY)

TR4/TR4A	<b>510322</b>
TR5 Pi Supplement	<b>545053</b>
TR6	<b>545277</b>
TR5/TR250/TR6 (Pocket size)	<b>545277HBS</b>
TR7	<b>AKM3079B</b>
TR8	<b>AKM3971</b>
Stag	<b>AKM3966</b>
Stag - Engine Service Manual (Pocket Size)	<b>RS1542</b>
Spitfire Mk1/2/3	<b>511243</b>
Spitfire MkIV	<b>545254</b>
Spitfire 1500; Hard Cover	<b>AKM4329HCVR</b>
Soft Cover	<b>AKM4329SCVR</b>
Spitfire (Pocket Size)	<b>RL1395</b>
GT6/Vitesse	<b>512947</b>
Herald	<b>511243</b>
Dolomite Sprint	<b>AKM3629</b>
Dolomite Sprint - Repair operation times	<b>AKM3635</b>
Triumph 2000/2500	<b>AKM3974</b>
SD1 (1982 on)	<b>AKM5343</b>

## WORKSHOP MANUALS (HAYNES)

TR2-4A	<b>RF4128</b>
TR6	<b>RR1020</b>
TR7	<b>RB7210</b>
Stag	<b>RS1401</b>
Spitfire	<b>RL1222</b>
GT6/Vitesse	<b>RG1001</b>
Herald	<b>RH5194</b>
Triumph FWD (1965-73) Autodata	<b>RX1292AD</b>
Dolomite 1300	<b>RT1250</b>
SD1	
2000/2300/2600	<b>R01068</b>
3500	<b>R01069</b>
2300/2600/3500 (exc EFI) Autodata	<b>R01069AD</b>
Carburettor Manual Weber, Zenith, Stromberg	<b>RX1412</b>
Range Rover (1970-92)	<b>RA1007</b>

## SALES BROCHURES (ORIGINAL)

Spitfire 1500 **RL1379**  
 TR7 Convertible **RB7283**  
 Dolomite **RT1223**

## TRIUMPH VIDEOS

Produced by The British Motor Industry Heritage Trust (BMIHT), these videos are compiled from archive footage from the past and remind us of how things used to be! Very entertaining.



### THE TRIUMPH MARQUE **RX1436**

This video shows the STANDARD-TRIUMPH film unit at its best, following the fortunes of rally and race teams, it covers the major successes of the Standards, TR's and Spitfires from 1953 to 1968 and the introduction of the TR5. Footage of the 25th Monte Carlo Rally is also included.

### TRIUMPH HERALD **RX1437**


This video includes the launch of the Triumph Herald in the Albert Hall, the gruelling test journey across Africa and footage of the Canley production factory. Raymond Baxter adds the informative commentary.



### LEYLAND CARS OF THE 70's **RX1442**

A celebration of those wonderful films made to launch some famous cars of the golden years at British Leyland. Includes footage of the Maxi, Marina, Allergo and Princess. (62 minutes in total).

## HAYNES OWNERS WORKSHOP MANUAL - MAN



**All models, shapes, sizes & colours, 120,000BC to present day.** By Dr Ian Banks. 128 pages.

The practical step-by-step guide to men's health. Not a motoring manual, but a health manual presented in the style

of a Haynes car repair guide! Covers basic health advice and 'trouble-shooting' with text and illustrations. Men are far more likely to look after their cars than their own bodies! Reading this could mean the difference between a healthy, high mileage life and premature breakdown.

'Man' Haynes Manual **RX1534**

**BOOKS**

**PARTS BOOKS - 'BRITISH LEYLAND'**

TR2/3	<b>501653SC</b>
TR4	<b>510978</b>
TR4A	<b>514837</b>
TR250	<b>516914</b>
TR5	<b>516915</b>
TR6 (to 1973)	<b>517785A</b>
TR6 (1974 to '76)	<b>RTC9093A</b>
TR7 (1975 - 78)	<b>RTC9814CA</b>
TR7 (1979 on)	<b>RTC9828CC</b>
TR7/8 (to '79)	<b>RTC9020B</b>
Stag	<b>519579</b>
Spitfire ('4' Mk1 & Mk2)	<b>511682</b>
Spitfire (Mk3)	<b>516282</b>
Spitfire 1500 (Late)	<b>RTC9819CB</b>
GT6 (Mk1 & Mk2)	<b>515754</b>
GT6 (Mk3)	<b>520949A</b>
Herald (1200 - 12/50)	<b>510597</b>
Herald (13/60)	<b>517056</b>
Vitesse (1600/2000 Mk1)	<b>511408</b>
Vitesse (2 Litre Mk2)	<b>517786</b>
Dolomite (All Models)	<b>RTC9822CB</b>
Triumph 1500 (RWD)	<b>RTC9019A</b>




**OWNERS HANDBOOKS**

TR4	<b>510326</b>
TR4A	<b>512916</b>
TR250	<b>545033</b>
TR6	<b>545078</b>
<i>See catalogue for full listings</i>	
TR7 USA (1977)	<b>RTC9209-77</b>
TR7 (Coupe 77-81)	<b>AKM4332</b>
TR7 ('81 on inc. conv.)	<b>AKM4853</b>
TR8	<b>AKM4779</b>
Stag	<b>545105</b>
Spitfire Mk3	<b>545017</b>
Spitfire MkIV	<b>545220</b>
Spitfire 1500	<b>RTC9221</b>
Spitfire 1500 (USA)	<b>AKM4544</b>
GT6 (Mk2)	<b>545057</b>
GT6 (Mk3)	<b>545186</b>
Herald (1200 & 12/50)	<b>512893</b>
Herald (13/60)	<b>545037</b>
Vitesse (1600 Mk1)	<b>511236</b>
Vitesse (2 Litre Mk1)	<b>545006</b>
Vitesse (2 Litre Mk2)	<b>545070</b>
Dolomite Sprint	<b>545601</b>
Triumph 2000/2500	<b>AKM3617</b>
SD1 - Refer to catalogue	



# BOOKS

ACCESSORIES



## REFERENCE & INFORMATION BOOKS

- |  |   |  |
|--|---|--|
| 1 Original Triumph Stag - 'Restorers Guide' (James Taylor). 96 pages. 190 colour photos. <b>RS1694</b>                   | 17 2000/2500 Road Test Book (Brooklands) 100 pages <b>RM8226</b>  | 31 SD1 - The Complete Story (Karen Pender). 192 pages. <b>R01129</b>   |
| 2 Original TR2/3/3A (Bill Piggot) 128 pages <b>RF4125</b>  | Advertising Triumph - 1947-1981 (Daniel Young). 96 Pages. <b>RM8226</b>   | 32 Practical Classics on Herald & Vitesse Restoration (Brooklands). 76 pages. <b>RH5300</b>                      |
| 3 Original Triumph TR4/4A/5/6 (Bill Piggot) TR4/5/6 112 pages <b>RX1294</b>  | 18 Saloon Cars <b>RX1304</b>  | 33 Triumph Herald 59-71 Road Test Book (RM Clark - Brooklands). 100 pages. <b>RH5299</b>                         |
| 4 Original Triumph TR7 & TR8 (Bill Piggot) 128 pages. 200 colour photos <b>RB7688</b>                                    | 19 Sports Cars <b>RX1303</b>  | 34 Triumph Vitesse 62-71 Road Test Book (RM Clark - Brooklands). 100 pages. <b>RV6117</b>                        |
| 5 'Original' Range Rover (1970-86) (James Taylor) <b>RA1226</b>  | 20 Essential Triumph TR2 - 8 (Bayview Books). 80 pages <b>RX1357</b>  | 35 'Road & Track on Triumph Sports Cars 74-82 (Brooklands). 88 pages. <b>RX1439</b>                              |
| 6 Triumph Cars: The Complete Story (Robson & Langworth). 352 pages <b>RX1388</b>   | 21 Triumph TR's: The Complete Story (Robson). 192 pages <b>RX1296</b>   | 36 TR2 & TR3 Gold Portfolio 52-61 (RM Clark - Brooklands). 172 pages. <b>RW3033</b>                              |
| 7 How to restore - Triumph TR5/250 & TR6 Paperback. 192 pages with over 300 photographs and illustrations. <b>RX1497</b> | 22 Triumph Sports Cars - 1967-74 (Road & Track) 90 pages <b>RX1269</b>  | 37 Spitfire Competition Prep Manual (RW Kastner). 64 pages. <b>RL1638</b>  |
| 8 Triumph - The Sporting Years (Bill Piggot) 160 pages <b>RX1428</b>   | 23 Dolomite Portfolio* (Road Tests/Spec's, Performance Data, new model instructions, long term reports, rallying, touring, plus buyers guide. <b>RT1227</b> | 38 GT6 Competition Prep Manual (RW Kastner). 28 pages. <b>RG1294</b>   |
| 9 2000/2.5Pi The Complete Story (Robson) 200 pages <b>RM8221</b>   | 24 The Rover V8 Engine (David Hardcastle) 208 pages. <b>RX1429</b>  | 39 Triumph Sports Cars (William Krause). 96 pages <b>RX1507</b>  |
| 10 Spitfire/GT6 Informative Guide to Origins (By John Thomason) 158 pages <b>RL1479</b>                                  | 25 Tuning Rover V8 Engines (David Hardcastle) 208 pages. <b>RX1430</b>  | 40 Spitfire Mk3, IV, 1500 Workshop Manual (Glovebox size) (Practical Classics reprint, 186 pages). <b>RL1637</b> |
| 11 Stag Portfolio* <b>RS1525</b>   | 26 SD1 - Road Test Book (3500 & Vitesse 1976-86) <b>R01070</b>  | 41 Triumph TR's: Collectors Guide (Graham Robson). 128 pages. <b>RX1295</b>                                      |
| 12 TR4/5/250 Road & Track <b>RF4114</b>  | 27 Range Rover - Purchase & Restoration Guide (David Pollard) <b>RA1070</b>   | 42 Collectors Guide (Spitfire & GT6) (Graham Robson). <b>RL1417</b>  |
| 13 TR6 Portfolio* <b>RR1325</b>  | 28 Range Rover - The Complete Story (James Taylor) (Note: refer to Range Rover catalogue for other titles. <b>RA1319</b>                                    | - DIY Guide - Spitfire, Herald, GT6 & Vitesse (Haynes) not shown <b>RL1418</b>                                   |
| 14 TR7/8 Gold Portfolio* <b>RB7207</b>   | 29 Triumph Cars in America (Michael Cook) <b>RX1506</b>   |  |
| 15 Spitfire Portfolio* <b>RL1390</b>   | 30 How to Restore TR4 & TR4A (Roger Williams) 192 pages. Soft cover. <b>RX1509</b>  |  |
| 16 GT6 Portfolio* <b>RG1140</b>  |   |  |

**NOT SHOWN**  
Please enquire for availability.

The Land Rover Experience (Tom Sheppard) **RA1320**

The Works Triumphs - 50 years of Motorsport (Robson) 296 pages. **RM8227**

Triumph TR7 & TR8 (James Taylor). Owner & Buyers Guide. 66 pages. **RB7375**

Spitfire Restoration Manual **RL1374**

Complete Guide (Herald/Vitesse) (Bay View Books). 112 pages **RH5071**

TR4/5/6 Autofolio **RR1339**

Triumph TR: Haynes Great Cars Series (Bill Piggot) **RX1523**

## GENERAL CONSUMABLES



WD40 (Large - 400ml)  
 Easystart (Bradex)  
 Radweld (Holts, 250ml)  
 Silicone Sealant (80ml tube)  
 Hylomar (Gasket Sealant)(100g)  
 Loctite (Tube) (24ml)  
 Exhaust jointing compound  
 Copaslip (Tube) (95g)  
 Brake cleaner (Aerosol)  
 Brake Rubber Grease  
 Adhesive (Carpet/trim);  
 1 Litre  
 Aerosol (370g)  
 Latex Rubber Gloves (Pack of 100)

GAC111  
 RX1511  
 RX1508  
 GHF6093  
 GGC102  
 GAC100  
 GCH112  
 RX1345  
 GBF901  
 514578  
 RX1353  
 RX1353A  
 RX1406

## VEHICLE SECURITY



'Dis-Car-Nect' starter immobiliser **RX1356**  
 Replacement screw knob **RX1356K**  
 Replacement fuse **RX1356F**

### HOW DOES 'DIS-CAR-NECT' WORK?

When leaving your car, simply remove the knob to isolate the starter circuit. The 16 amp bypass fuse will maintain current to all other electrical circuits (stereo memories, vehicle alarm etc).

Because the starter motor draws over 150 amps, any attempt to connect (hot wire) the starter motor will instantly cause the fuse to blow, immobilising the car until the knob is replaced. If this should happen, simply replace the 16 amp fuse at a convenient time.

For extra security, unscrew and remove the immobiliser knob completely, and if you intend to store your vehicle for some time, 'Dis-Car-Nect' will also prevent battery drain, simply unscrew the knob and remove the fuse.

Fits all vehicles and is easily fitted to any battery terminal.

Full installation/user instructions supplied with every unit.

## MINILITE REPLICA WHEEL KITS



See page 28 for details.

## TOOLS



Valve spring compressor tool  
 Overhead Valve Models **RX12260HV**  
 Overhead Cam Models **RX12260HC**  
 Grease Gun **RX1423**  
 Clutch Alignment Tool  
 Sprint/1850 **RX1385**  
 1500 **RX1386**  
 1300 **RX1385**  
 Water Pump Removal Tool - Sprint/1850  
 Budget Type **RB7009**  
 Slide Hammer Type **RB7009PRO**  
 Oil Filter Strap Wrench **RX1514**  
 Head Stud Extraction Tool  
 Sprint/1850 **RB7213**  
 Spark Plug Spanner  
 Sprint **TKC5627**  
 1850/1500/1300 **GAT140**  
 Spring Compressor Tool **RX1328**  
 Scissor Jack & Handle **311346**  
 Wheel nut Brace **21A2818**  
 Tool bag **725793**  
 Tyre Pump Stirrup Type **523638A**



## LUBRICANTS & FLUIDS

### ENGINE OIL



Unipart (20W/50)  
4.55 Litre/1 Gallon  
1 litre  
Duckhams Q (20W/50)  
4.55 Litre/1 Gallon

**GGL104**  
**GGL614**  
**HMP190100**

Duckhams Q Storage Oil  
4.55 Litre/1 Gallon  
Castrol Running In Oil 4.55Litre/1 Gallon  
Castrol Classic XL (20W/50)  
4.55 Litre/1 Gallon  
Unipart (10W/40) Semi-Synthetic 5 Litre

**HMP190104**  
**RX1417**  
**RX1363**  
**GGL657**

### GEAR OIL



Unipart (EP90) 0.5 Litre  
Unipart (ATF) 0.5 Litre  
Unipart (ATF) 5 Litre

**GGL190**  
**GGL175**  
**GGL505**

### BRAKE/CLUTCH FLUIDS



Unipart (DOT 3) 1 Litre  
Silicone 0.5 Litre\*  
Silicone 1 Litre\*  
*\*Do not mix with standard fluid*

**GBF103**  
**RX1327**  
**RX1326**

### ANTIFREEZE



Unipart 1 Litre  
Unipart 5 Litre

**GAC2018**  
**GAC2019**

### GREASE & LUBE



Lithium Grease (Multi-Purpose)  
Unipart 0.5 Litre (Tube)  
Brake Rubber Grease  
Cam Lube (for assembly)

**GGL111**  
**514578**  
**RX1358**

## UNLEADED FUEL ADDITIVES



Bottled additives are available which can be mixed with either 'Premium' or 'Super' unleaded depending upon application. It usually works out cheaper to use bottled additives than leaded or LRP - work it out for yourself!

Castrol Valvemaster  
250ml **RX1407VM**  
Castrol Valvemaster Plus  
250ml **RX1407VMP**

*Endorsed by the federation of British Historic Vehicle Clubs (FBHVC), having been independently tested and approved, both products offer a high level of protection against valve seat recession under all driving conditions. In addition, castrol valvemaster plus provides an octane boost to premium unleaded petrol which reduces pinking or knocking on high compression or performance applications. This also usually avoids the need to re-tune your engine. Treats 250 litres of petrol.*

### OIL JUGS



Castrol Oil Jugs  
1/2 Pint **RX1395**  
1 Pint **RX1396**  
2 Pint **RX1397**  
All Three Jugs **RX1398**

**BODY CARE**



**AUTOGLYM CAR CARE PRODUCTS**

Autoglym Car Care Pack	<b>RX1510</b>
<i>includes items marked *</i>	
Silicone Resin Polish (300ml)*	<b>RX1312</b>
Bodywork Shampoo/Conditioner (500ml)*	<b>RX1313</b>
Car Interior Shampoo (500ml)*	<b>RX1314</b>
Glass Polish (325ml)*	<b>RX1315</b>
Cutting Polish (325ml)*	<b>RX1316</b>
Extra Gloss Protection (325ml)*	<b>RX1317</b>
Bumper Care (325ml)*	<b>RX1318</b>
Vinyl & Rubber Care (325ml)*	<b>RX1319</b>
Leather Care Cream (325ml)*	<b>RX1320</b>
Superglym Chrome Polish (55ml)*	<b>RX1321</b>
Clean Wheels (500ml)*	<b>RX1322</b>
Perfect Polishing Cloth (21sq ft)*	<b>RX1323</b>
Aqua Dry (Synthetic Chamois)*	<b>RX1324</b>
Clean Machine (1 Litre)*	<b>RX1325</b>
Hood Care & Maintenance Kit	<b>RX1433</b>
Instant Tyre Dressing	<b>RX1368</b>
Intensive Tar Remover	<b>RX1367</b>

**OTHER CAR CARE PRODUCTS**

Sponge	<b>RX1415</b>
Wash Leather	<b>RX1416</b>

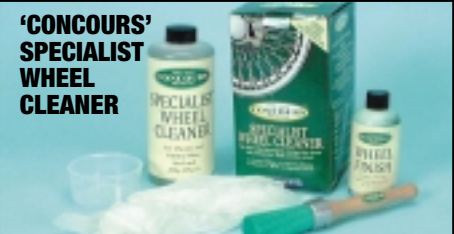
**WHEEL WAX**  
Prevents the build up of brake dust and stops corrosion. Protects against road salt, tar and grime. Gives an incredible shine.  
Wheel Wax (225g) **RX1262**

**FINNEGANS 'ANTI-CORROSION' WAXOYL**

Waxoyl starter kit **RX1032**  
Inc. RX1028, RX1030, RX1031



- Waxoyl;
- 5 Litre can **RX1027**
  - 2.5 Litre can **RX1029**
  - 2.5 Litre cartridge **RX1028**
  - Trigger spray gun **RX1033**
  - High pressure spray gun **RX1030**
  - Use with 2.5 litre cartridge*
  - Extension probe **RX1031**
  - Use with high pressure spray gun*
  - Aerosol (400ml) **RX1026**
  - Aerosol (200ml) **RX1025**
  - Underbody seal;
  - 1 litre **RX1024**
  - 500ml **RX1023**



**'CONCOOURS' SPECIALIST WHEEL CLEANER**

*The 'Concoours' specialist wheel cleaning system will help you care for your Classic's wheels.*

*Suitable for all Steel, Alloy and Wire wheels (including painted & chromed), 'Concoours' wheel cleaning system uses a unique 2-stage process that not only cleans, but gives wheels a superb lasting finish that helps to protect them, making them easier to care for and clean in the future.*

**'Concoours' Wheel Cleaning Kit - RX1405**

*Kit includes;*

- Special cleaning solution (580ml).
- Wooden handled cleaning brush & dispenser.
- Finishing/protection solution (180ml)
- 2 pair of disposable gloves.

*Cleaning solution breaks down brake dust & road grime. Brush & dispenser gets into all those awkward places. Finishing/protection solution leaves wheels like new.*

**ROADSIDE TOOLS & TOURING EQUIPMENT**



Tow Bar only	<b>GTT601</b>
<i>Less tow ball &amp; electrical fittings</i>	
Tow 'ball' only (50mm)	<b>GTT101</b>
Cover (Tow ball)	<b>GTT308</b>
'AA' membership & relay pack	<b>RX1329</b>
Lightweight (Disposable) overalls;	
<i>Ideal for those roadside repairs.</i>	
<i>Keep a pair of these very handy lightweight general purpose overalls in the boot, you never know!</i>	
Medium (approx. 47" chest)	<b>RX1408M</b>
Large (approx. 51" chest)	<b>RX1408L</b>
Extra large (approx. 55" chest)	<b>RX1408X</b>
'Warning' triangle	<b>RX1344</b>
Safety jacket (Luminous)	<b>GAC2999</b>
<i>Be Safe - Be Seen.</i>	
Rubber disposable gloves	<b>RX1406</b>
<i>Supplied in packs of 100.</i>	
<i>They keep your hands clean &amp; help protect your skin.</i>	
Tool bag only (For jack etc)	<b>RX1364</b>
Scissor jack & handle	<b>311346</b>
Wheel nut brace	<b>21A2818</b>
Tyre pump (Stirrup type)	<b>523638A</b>
'First-Aid' kit	<b>RX1399</b>
Fire Extinguisher	<b>GAC9904</b>

## BODY PAINTS Aerosols & Touch-in Tins



### GENERAL APPLICATION (Aerosol)

Black - High Gloss (400ml)	<b>RX4070A</b>
Black - Matt (500ml)	<b>RX1266</b>
Black - Satin (500ml)	<b>RX1538</b>
Silver ( <i>Suitable for Wheels</i> ) (16oz)	<b>RX1265</b>
Lacquer - Clear ( <i>Suitable for Wheels</i> ) (400ml)	<b>RX1261</b>

### PRIMER (Aerosol)

White (150ml)	<b>RX4048A</b>
Red Oxide (150ml)	<b>RX4049A</b>
Grey (150ml)	<b>RX4047A</b>

### ENGINE PAINT

Engine Paint (High Heat)	
Black (400ml) (Aerosol)	<b>RX1432A</b>
Aluminium (400ml)	<b>RX1432AL</b>

### TRIUMPH COLOURS

	TRIUMPH CODE	AEROSOL	TOUCH-UP TIN/CRAYON (BRUSH IN LID)
Black	PMA	N/A	N/A
Pimento (Red)	72	<b>RX4019A</b>	<b>RX4019B</b> (TIN)
Carmine (Red)	82	<b>RX4020A</b>	<b>RX4020B</b> (TIN)
Carmine (Red)	CAA	<b>RX4020A</b>	<b>RX4020B</b> (TIN)
Flamenco (Red)	CAD	<b>RX4021A</b>	<b>RX4021B</b> (TIN)
Vermillion (Red)	CAE	<b>RX4022A</b>	<b>RX4022C</b> (BRUSH)
Russet Brown	AAE	<b>RX4028A</b>	<b>RX4028C</b> (BRUSH)
Sandglow	AAJ	N/A	N/A
Inca (Yellow)	94	<b>RX4016A</b>	<b>RX4016B</b> (TIN)
Inca (Yellow)	FAB	<b>RX4016A</b>	<b>RX4016B</b> (TIN)
British Racing Green (1975)	75	<b>RX4030A</b>	<b>RX4030B</b> (TIN)
Brooklands Green	HAE	<b>RX4031A</b>	<b>RX4031C</b> (BRUSH)
Tahiti Blue	146	<b>RX4002A</b>	<b>RX4002C</b> (BRUSH)
Tahiti Blue	JAE	<b>RX4002A</b>	<b>RX4002C</b> (BRUSH)
Pageant Blue	JAG	<b>RX4004A</b>	<b>RX4004C</b> (BRUSH)
White	19	<b>RX4009A</b>	<b>RX4009B</b> (TIN)
White	NAB	<b>RX4009A</b>	<b>RX4009B</b> (TIN)
Leyland White	NAF	<b>RX4010A</b>	<b>RX4010C</b> (BRUSH)
Honeysuckle	39	N/A	N/A
Porcelain	NCG	N/A	N/A

## SUSPENSION PACKAGES

See page 26 for details.



## STAINLESS STEEL EXHAUSTS



See page 20 for details.



GENERAL FASTENERS

BOLTS (Imperial)

Bolts have a NON Threaded Shoulder.

The threaded length can be calculated by multiplying the diameter by 2 and adding 1/4".

Table with 6 columns: Thread Diameter, Bolt Length, Thread Type, Thread Pitch, PART NUMBER, Spanner Size. Rows include sizes from 1/4" to 5/8" in various thread types.

BOLTS (Metric)

Bolts have a NON Threaded Shoulder.

The threaded length can be calculated by multiplying the diameter by 2 and adding 6mm.

Table with 6 columns: Thread Diameter, Bolt Length, Thread Type, Thread Pitch, PART NUMBER, Spanner Size. Rows include metric sizes from M 6 to M 16.

SET SCREWS (Imperial)

Set screws are Fully Threaded.

Table with 6 columns: Thread Diameter, Bolt Length, Thread Type, Thread Pitch, PART NUMBER, Spanner Size. Rows include sizes from 1/4" to 3/8" in various thread types.

SET SCREWS (Metric)

Set screws are Fully Threaded.

Table with 6 columns: Thread Diameter, Bolt Length, Thread Type, Thread Pitch, PART NUMBER, Spanner Size. Rows include metric sizes M 6, M 8, M 10.

STEEL NUTS (Plain NON Locking - Imperial)

Table with 6 columns: Thread Diameter, Thread Type, Thread Pitch, PART NUMBER, Spanner Size. Rows include sizes from 3/16" to 3/8" in various thread types.

STEEL NUTS (Plain NON Locking - Metric)

Table with 6 columns: Thread Diameter, Thread Type, Thread Pitch, PART NUMBER, Spanner Size. Rows include metric sizes M 4, M 6, M 8, M 10, M 12.

STEEL NUTS (Nylon Insert Self Locking - Imperial)

Table with 6 columns: Thread Diameter, Thread Type, Thread Pitch, PART NUMBER, Spanner Size. Rows include sizes from 3/16" to 5/8" in various thread types.

STEEL NUTS (Nylon Insert Self Locking - Metric)

Table with 6 columns: Thread Diameter, Thread Type, Thread Pitch, PART NUMBER, Spanner Size. Rows include metric sizes M 6, M 8, M 10, M 12.

BRASS NUTS (Standard & Deep Section - Imperial)

Table with 6 columns: Thread Diameter, Thread Type, Thread Pitch, PART NUMBER, Spanner Size. Rows include sizes from 5/16" Std to 3/8" Deep.

WASHERS (Imperial)

Table with 6 columns: Internal Diameter, Plain Standard Diameter, Repair Large Diameter, Spring Standard Diameter, Shakeproof Standard Diameter, PART NUMBER. Rows include sizes from 3/16" to 5/8".

WASHERS (Metric)

Table with 6 columns: Internal Diameter, Plain Standard Diameter, Repair Large Diameter, Spring Standard Diameter, Shakeproof Standard Diameter, PART NUMBER. Rows include metric sizes from M 6 to M 16.

\*Please Note: Some plain and repair washers are suitable for imperial and metric applications eg: GHF300 = 1/4" ID or 6mm ID.

SELF TAPPING SCREWS

Pan Head - Pozi Drive

Table with 4 columns: Screw Size No, Screw Length, PART NUMBER. Rows include sizes from 6 to 14 in various lengths.

SPLIT PINS (Imperial)

Table with 4 columns: Pin Thickness, Pin Length, PART NUMBER. Rows include sizes from 1/16" to 1/4" in various lengths.

SELF TAPPING SCREWS

Countersunk - Pozi Drive

Table with 4 columns: Screw Size No, Screw Length, PART NUMBER. Rows include sizes from 6 to 14 in various lengths.

HOSE CLIPS Use as required.

Table with 3 columns: Size, Size, Part Number. Rows include sizes from 3/8" to 2" in various configurations.

GREASE NIPPLES

Table with 3 columns: Part Number, Thread Size, Angle. Rows include part numbers from UHN400 to 56934.

POP RIVETS

Table with 3 columns: Part Number, Thread Size, Angle. Rows include part numbers from RA607096 to RU612123.

CABLE TIES

Table with 3 columns: Part Number, Diameter. Rows include part numbers from GHF1265 to GHF1268.

PIPES AND FITTINGS

Table with 3 columns: Part Number, Material, Size. Rows include various pipe and fitting part numbers and materials.

## A

AA membership pack	57
Accelerator cable	18
Aerosol, paint	58
Air filter	18
Alignment tool, clutch	14
Alloy wheels	28
Alternator	31
Antifreeze	56
Anti-roll bar	25
ATF oil	56
Automatic gearbox	21
Axle	23



## B


Badges	48
Balljoint	24
Battery	31
Battery charger	46
Bearing, release	14
Bearings, mains/Big Ends	12
Block, cylinder	11
Body panels	34
Bolt kits, suspension	25
Bolts, cylinder head	13
Bonnet	35
Bonnet release cable	35
Books	52
Bottom hose	16
Brake caliper	28
Brake cleaner	55
Brake disc	28
Brake drum	29
Brake fluid	56
Brake hydraulics	29
Brake pads	28
Brake pipe kit	29
Brake pipes	29
Brake servo	29
Bulbs	31, 32
Bump stop	27
Bumpers	38
Bush kits, suspension	24, 27
Bush, shock absorber	24, 27
Bushes, suspension	24, 25, 27

## C

Cable, accelerator	18
Cable, bonnet release	35
Cable, choke	18
Cable, handbrake	29
Caliper, brake	28
Cam lube	56
Camshaft	13, 14
Cap, distributor	31
Condenser	31
Carb float	17
Carburettor	17
Carpets	41
Chain, timing	14
Choke cable	18
Cigar lighter	33
Clips, coolant hoses	16
Clock	32
Clutch fluid	55
Clutch hose	14
Clutch kit	14
Clutch master cylinder	14
Clutch release fork	14
Clutch slave cylinder	14
Coil	31
Coil springs, suspension	24, 27
Column, steering	30
Con rod	12
Constant velocity joint	43
Contact breaker points	31
Coolant	16
Coolant hoses	16
Copper grease	55
Core plug	11
Cover, clutch	14
Cover, rocker	13
Cover, timing	14
Crankshaft	12
Crankshaft Pulley	12
CV joint	43
Cylinder block	11
Cylinder head	13
Cylinder liner	11

## D

Differential	23
Differential, axle	23
Dipstick	11
Disc, brake	28
Dis-car-nect	55
Distributor	31
Door glass	37
Door mirrors	38
Door seals	37
Door skins	35, 36, 44
Doors	35, 36, 44
Drive belts	16
Drive plate	12
Driving lamps	46



## E

Engines	9
Engine mounts	15
EP90 oil	56
Exhaust	19
Expansion tank, coolant	16

## F

Fan belt	16
Fan, Kenlowe	16
Filler cap, fuel	18
Filter, air	18
Filter, fuel	18
Filter, oil	11
Fire extinguisher	57
Flasher units	33
Flexi hoses, brakes	28, 29
Flexible coupling, steering	30
Float needle	17
Float	17
Fluid, brake & clutch	56
Flywheel	12
Fog lamps	46
Follower, camshaft	13, 14
Footwell mats	50
Front hub	25
Front wing	35
Fuel filler cap	18
Fuel filter	18
Fuel level sender	18
Fuel tank	18
Full engine	9
Fuses	33

## G

Gaiter, gear lever	21
Gaiter, handbrake	29
Gasket set	11
Gauges	32
Gear oil	56
Gearbox	21
Glass	37
Grille, radiator	39, 44

## H

Halfshaft, axle	23
Handbrake cable	29
Haynes manual	52
Head, cylinder	13
Headlamp	31
Heater hoses	16
Heater units	16
Horn	33
Hose clips, coolant	16
Hose kit, coolant	16
Hose, clutch	14
Hoses, coolant	16
Hoses, heater	16
Hub, front	25
Hub, rear	23
Hydraulics, brake	29

## I

Ignition switch	33
Indicator	33
Inhibitor switch, auto	21
Inlet manifold	17
Instruments	32
Interior lamp	32

## J

Jack	57
Jet, carb	17

## K

K&N filter	18
Kenlowe fan	16
Kickdown cable, auto	21
Kit, coolant hoses	16

## L

Leads, spark plugs	31
Liners, piston	11
Link, anti-roll bar	25
Locking wheelnuts	28
Lumenition kit, distrib	31

## M

Master cylinder, brake	29
Master cylinder, clutch	14
Metering needle	17
Mirror glass, doors	38
Mounting, engine	15
Mounting, gearbox	15
Mudflaps	50

## N

Needle guide	17
Needle valve	17
Needle, carb	17
Non-return valve, servo	29
Number plate lamps	32
Nuts, roadwheel	28

## O

Oil	56
Oil cooler kit	11, 45
Oil filter	11
Oil pick-up pipe	11
Oil pressure switch	11
Oil seals	7
Oil seal, valve stem	13




## P

Pads, brake	28
Paint	58
Pedal rubber, accelerator	18
Pedal rubber, brake	29
Pedal rubber, clutch	14
Pilot (spigot) bush	12
Pipes, brake	29
Piston spring, SU	17
Plate, clutch	14
Plug lead set	31
Plug, core	11
Points	31
Poly bush kit	24, 27
Pressure cap, coolant	16
Propshaft	23
Pulley, Crankshaft	12
Pump, water	16
Push rod, clutch	14
Pushrod (OHV)	14

## Q

Quarterlight	37
--------------	----



## R

Radiator	16
Rear axle	23
Rear hub	23
Rear view mirror	38
Rear wing	36
Regulator, window	37
Relays	33
Release bearing	14
Release fork, clutch	14
Repair kit, brake mast.cyl	29
Repair kit, clutch mast.cyl	14
Repair kit, clutch sl.cyl	14

Repair panels	34,35, 36	Solenoid	21, 31
Repeater lamps, front	32	Soundproofing kit	41
Rev counter	32	Spark plug	31
Reverse switch	33	Speedometer	32
Ring gear, flywheel	12	Spigot (pilot) bush	12
Rings, piston	12	Spigot aligner, auto	12
Roadwheel	28	Sports exhaust system	20
Rocker arm	13	Springs, suspension	24, 26, 27
Rocker cover	13	Springs, valve	13
Rocker shaft	13	Sprocket, camshaft	14
Roof panel	34	Stainless steel exhaust	20
Rotor arm	31	Starter motor	31
Rubbing strips	40	Steering column	30
Running-in oil	56	Steering wheel	30

## S

S.U. carbs	17	Steering rack	30
Seal, door	37	Stub axle	25
Seals, oil	7	Studs, roadwheels	28
Seal, windscreen	37	Sump	11
Seat belts	42	Sun visors	42
Sender, fuel level	18	Suspension bushes	24, 25, 27
Sender, temperature	16	Suspension kits	26
Servo, brake	29	Switches & controls	33
Shear bolt, ignition	30		
Shock absorber	24, 26, 27		
Shoes, brake	29		
Short engine	10		
Side lamps	32		
Side repeater lamps	32		
Sills	34		
Slave cylinder, clutch	14		



## T

Tank, fuel	18
Thermostat, coolant	16
Thermostat, oil cooler	11, 45
Timing chain	14
Timing cover	14
Tools	55, 57
Top hose	16
Torque converter	21
Tow bar	57
Track rod end	30
Transfers	49
Transmitter, oil press.	11

## U

Universal joint	23
Uprated brakes	28

## V

Vacuum advance unit, distr	31
Valance, front	35
Valve guides	13
Valve springs	13
Viscous coupling	16

## W

Washer bottle	32
Washer jet	32
Washer pump	32
Water pump	16
WD40	55
Wheel studs	28
Wheel, alloy	28
Wheelarch, rear	36
Wheelbox, wiper	32
Wheelnuts	28
Wheelstud	28
Window regulator	37
Windscreen	37
Windscreen seal	37
Wing	35, 36
Wiper blade	32
Wiper motor	32
Wipers	32
Workshop consumables	55



# Triumph Dolomite Club

- Newsletters
- Local Meetings
- National Events


For membership information contact:

P.O. Box 2886, Cannock, WS12 5WW. Tel: 08700 111737.

E-Mail: [info@triumphdolomiteclub.com](mailto:info@triumphdolomiteclub.com) [www.triumphdolomiteclub.com](http://www.triumphdolomiteclub.com)

### ACKNOWLEDGMENTS

Rimmer Bros would like to thank Harry Cornelius, Andrew Boston and the many other Dolomite owners who kindly volunteered their vehicles for location photography in this catalogue.



**BROWSE OUR CATALOGUES ON YOUR PC!**  
SEE PRICE GUIDE FOR DETAILS



# OUR CATALOGUES

ARE YOUR PASSPORT TO THE FINEST MAIL-ORDER PARTS SERVICE

## RIMMER BROS CATALOGUES

If you are a Triumph, SD1, Range Rover, Freelander or Discovery owner - a catalogue will be despatched FREE including post & packing.

Small postage charge made for additional catalogues.

FOR YOUR COPY, PHONE, FAX, WRITE OR E-MAIL, QUOTING YOUR CUSTOMER NUMBER IF POSSIBLE.

**FULL SET OF CATALOGUES** (POSTAGE CHARGES)  
£10 (UK) £15 (Europe) £35 (Rest of World)

Once registered as a customer for a specific vehicle you will be automatically updated (free of charge) with any new catalogue or price guides as they are published.



## DO YOU HAVE ANY OLD UNITS? WE'RE BUYERS AS WELL AS SELLERS

Alongside our new parts, we also offer parts which have been reconditioned (to the very highest standards). Because of this, we are often in the market for engines, gearboxes and axles which are suitable for reconditioning purposes. Please give us a call.

## ALL PARTS ARE GUARANTEED

"It's our objective to ensure the satisfaction of every one of our customers."

Please refer to our Price Guide for warranty information.



BRITISH MOTOR  
HERITAGE APPROVED



### BUSINESS HOURS

8.30am - 5.30pm Monday to Friday, 8.30am - 1.30pm Saturday.  
(Closed Sunday and Bank Holidays Except Good Friday)

### HOW TO FIND US

We're 2 miles south of Lincoln, on the A15 Lincoln to Sleaford Road.

# RIMMER BROS

Rimmer Bros Ltd. Triumph House, Sleaford Road, Bracebridge Heath, Lincoln LN4 2NA, England.

**Telephone: 01522 568000.**

Fax: 01522 567600. E-Mail: [sales@rimmerbros.co.uk](mailto:sales@rimmerbros.co.uk) [www.rimmerbros.co.uk](http://www.rimmerbros.co.uk)