

## WIPER MOTOR DRIVE GEAR

### Triumph TR6

Part Number: **517646P**

This is the correct park position for right hand drive vehicles. (Fig. 1)





This is the correct park position for left hand drive vehicles. (Fig. 2)

To change the park position carefully pry out the plastic stop using a small flat screwdriver and refit into two fixing holes on opposite side of gear wheel, press in firmly by hand. (Fig. 3)

#### TO ASSEMBLE (Fig. 4)

Place a small amount of grease on the shaft then fit the bevel washer with the centre out onto the shaft then apply a bit more grease to the shaft.

Place the gear into the motor housing then apply a small amount of grease to the outer face and fit the flat washer. To fit the c clip to the shaft it may be necessary to apply some force to the gear side of the shaft to enable fitment of the c clip on to the shaft.



#### QUALITY PARTS AND ACCESSORIES



Triumph House, Sleaford Road, Bracebridge Heath, Lincoln LN4 2NA, England

UK Tel: +44 (0)1522 568000 | USA Tel: 1 855 746 2767 | Fax: +44 (0)1522 567600 | E-mail: sales@rimmerbros.com

[www.rimmerbros.com](http://www.rimmerbros.com)