


BONNET STRIPES

Triumph TR4-250

Part Number: **RF4206**



THE STRIPES

The two outer stripes (A) are 5/16" wide. There is a 3/8" gap (B) between the two outer stripes and the wider inner stripe. The centre stripe (C) is 2 5/8" wide. The three stripes are 4" wide overall.

HOOD

The stripe on the hood does not go straight across. The middle of the stripe (D) is close to the front edge of the hood than the ends of the stripe at the left side (E) and right side (F) of the hood. At the left and right front corners of the hood (E,F), measure 5 7/8" back from the leading or front edge. This establishes where the front edge of the stripe will be at the outside edges of the hood. From the middle of the front edge of the hood, measure 5 1/2" back. This will be where the front edge of the stripe will be in the middle of the hood (D).

FENDERS

Measure 5 7/8" back from the leading edge of the fender (G). this will be the front edge of the stripe on the fender where it meets the hood (H).

Locate the bottom edge of the valance panel (I). Measure 12 1/4" along the wheel arch. This will be the front edge of the stripe on the lip of the wheel arch (J).

See images on next page.

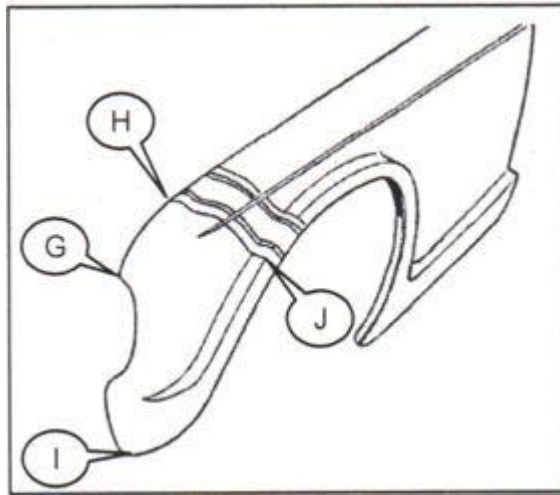
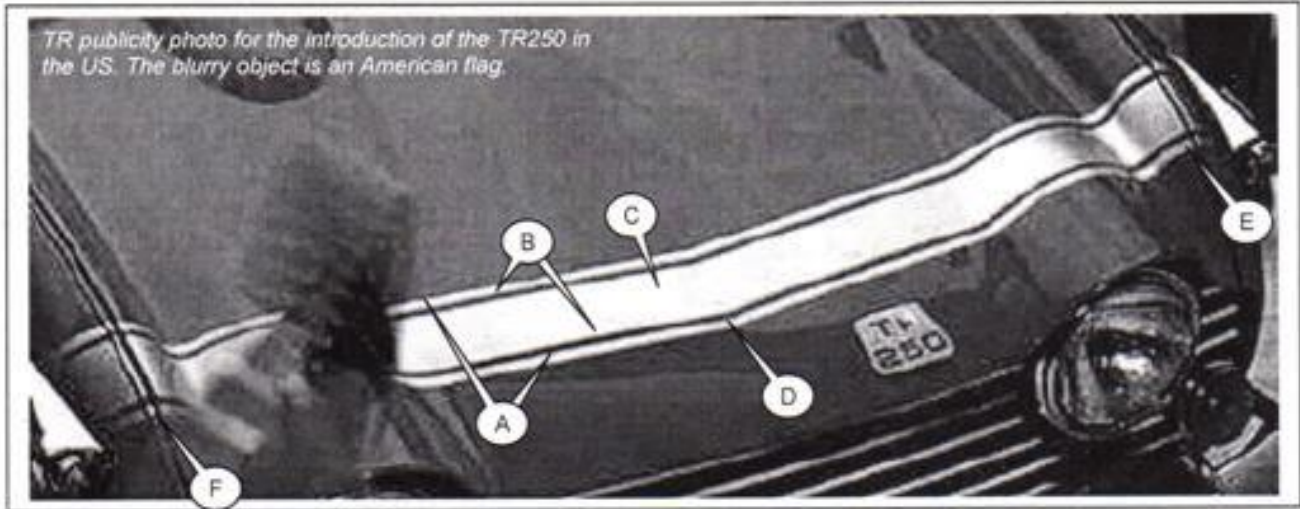
QUALITY PARTS AND ACCESSORIES



Triumph House, Sleaford Road, Bracebridge Heath, Lincoln LN4 2NA, England

UK Tel: +44 (0)1522 568000 | USA Tel: 1 855 746 2767 | Fax: +44 (0)1522 567600 | E-mail: sales@rimmerbros.com

www.rimmerbros.com



QUALITY PARTS AND ACCESSORIES



Triumph House, Sleaford Road, Bracebridge Heath, Lincoln LN4 2NA, England

UK Tel: +44 (0)1522 568000 | USA Tel: 1 855 746 2767 | Fax: +44 (0)1522 567600 | E-mail: sales@rimmerbros.com

www.rimmerbros.com